

## Social Housing Accelerator – February 2025 Statement of Assurance – New South Wales

This Statement of Assurance was due 28 February 2025 and covers the period 1 July 2024 to 31 December 2024.

### Section 1: Social Housing Accelerator dwelling progress (Clauses 3.a.i and 3.a.ii of the FFA schedule)<sup>1,2</sup>

**Table 1. Progress of projects and programs under the Social Housing Accelerator**

Program 1: Restoration of uninhabitable homes						
Number of dwellings expected under this program	Funding committed, but not spent	Funding spent	Type of dwelling	Category of recipient	Intended priority cohorts (if applicable)	Completion date (or expected completion date)
Total target: <b>290</b> dwellings Actual: <b>303</b> dwellings		Nil for 1 July to 31 Dec 2024.  Total \$25 Million from 30 June 2023 to 31 Dec 2024	Public housing	State government entity	n/a	Actual completion date was: 30 June 2024.
Status of dwellings		Amount of additional state funding contribution and link to existing state program (if relevant)	Number of people/households housed (or expected to be housed)	Intended delivery method	Link to project/program identified in implementation plan	Local Government Area(s)
<b>Over the period 1 July to 31 December 2024:</b> <b>N/A</b>  <b>Over the life of the agreement to December 2024:</b> <b>303</b> were completed.		n/a	303 households	Restorations, delivered by Homes NSW Maintenance Service Providers	Restorations program	Dwellings have been <b>completed</b> in the following LGAs as at 30 June 2024: <ul style="list-style-type: none"> <li>• Albury x 4 dwellings</li> <li>• Bathurst x 1 dwelling</li> <li>• Bayside x 14 dwellings</li> <li>• Bega Valley x 1 dwelling</li> <li>• Blacktown x 21 dwellings</li> <li>• Bland x 1 dwelling</li> <li>• Burwood x 1 dwelling</li> <li>• Campbelltown x 2 dwellings</li> <li>• Canada Bay x 10 dwellings</li> <li>• Canterbury Bankstown x 37 dwellings</li> <li>• Central Coast x 4 dwellings</li> <li>• Clarence Valley x 1 dwelling</li> <li>• Cootamundra-Gundagai x 3 dwellings</li> <li>• Cumberland x 14 dwellings</li> <li>• Dubbo-Regional x 4 dwellings</li> </ul>

<sup>1</sup> Note there should be no double counting when providing information on dwellings committed, commenced and completed. For example, a dwelling that has commenced construction should just be counted as commenced, not both commenced and committed.

<sup>2</sup> Funding should be reported exclusive of GST

Program 1: Restoration of uninhabitable homes					
					<ul style="list-style-type: none"><li>• Fairfield x 17 dwellings</li><li>• Georges River x 3 dwellings</li><li>• Hay x 1 dwelling</li><li>• Inner West x 10 dwellings</li><li>• Junee x 2 dwellings</li><li>• Lake Macquarie x 8 dwellings</li><li>• Leeton x 3 dwellings</li><li>• Lismore x 1 dwelling</li><li>• Liverpool x 29 dwellings</li><li>• Newcastle x 1 dwelling</li><li>• Parkes x 1 dwelling</li><li>• Parramatta x 5 dwellings</li><li>• Penrith x dwellings</li><li>• Randwick x 4 dwellings</li><li>• Richmond Valley x 2 dwellings</li><li>• Shellharbour x 7 dwellings</li><li>• Snowy Valleys x 1 dwelling</li><li>• Strathfield x 3 dwellings</li><li>• Sutherland x 3 dwellings</li><li>• Sydney x 20 dwellings</li><li>• Tweed x 1 dwelling</li><li>• Wagga Wagga x 2 dwellings</li><li>• Warrumbungle x 1 dwelling</li><li>• Wollongong x 43 dwellings</li></ul>

Program 2: Regional homes						
Number of dwellings expected under this program	Funding committed, but not spent	Funding spent	Type of dwelling	Category of recipient	Intended priority cohorts (if applicable)	Completion date (or expected completion date)
100 dwellings (estimated)	\$30.8M new for 1 July to 31 December 2024.  \$47.1 M to date.	\$1.4M new for 1 July to 31 December 2024.  LTD \$1.7M to date.	Public housing	State government entity	n/a	Estimated program completion date: 30 June 2026
Status of dwellings		Amount of additional state funding contribution and link to existing state program (if relevant)	Number of people/households housed (or expected to be housed)	Intended delivery method	Link to project/program identified in implementation plan	Local Government Area(s)
<b>Over the period 1 July to 31 December 2024:</b> <b>44</b> committed, but not commenced or completed <b>12</b> commenced, but not completed <b>Nil</b> newly completed  <b>Over the life of the agreement:</b> <b>74</b> committed, but not commenced or completed <b>12</b> commenced, but not completed <b>Nil</b> completed		n/a	100 households	New builds, delivered by Homes NSW working closely with established team of project home builders	Regional homes program	Dwellings have been <b>committed</b> in the following LGAS as at 31 December 2024: <ul style="list-style-type: none"> <li>• Dubbo x 4 dwellings</li> <li>• Tamworth x 4 dwellings</li> <li>• Queanbeyan-Palerang x 7 dwellings</li> <li>• Wollongong x 4 dwellings</li> <li>• Mid-Coast x 8 dwellings</li> <li>• Newcastle x 2 dwellings</li> <li>• Armidale Regional x 9 dwellings</li> <li>• Albury x 8 dwellings</li> <li>• Goulburn Mulwaree x 2 dwellings</li> <li>• Lake Macquarie x 4 dwellings</li> <li>• Central Coast x 2 dwellings</li> </ul> Dwellings have been <b>commenced</b> in the following LGAS as at 31 December 2024: <ul style="list-style-type: none"> <li>• Wagga Wagga x 8 dwellings</li> <li>• Tamworth x 4 dwellings</li> </ul>

Program 3: Social homes						
Number of dwellings expected under this program	Funding committed, but not spent	Funding spent	Type of dwelling	Category of recipient	Intended priority cohorts (if applicable)	Completion date (or expected completion date)
Total: <b>400</b> dwellings (estimated)	\$10.6M new for 1 July to 31 December 2024.  LTD \$113.8M to date.	\$54.8M new for 1 July to 31 December 2024.  LTD \$88.3M to date.	Public housing	State government entity	n/a	September 2026
Status of dwellings		Amount of additional state funding contribution and link to existing state program (if relevant)	Number of people/households housed (or expected to be housed)	Intended delivery method(s)	Link to project/program identified in implementation plan	Local Government Area(s)
<b>Over the period 1 July to 31 December 2024:</b> <b>0</b> newly committed, but not commenced or completed <b>80</b> newly commenced, but not completed <b>39</b> newly completed  <b>Over the life of the agreement:</b> <b>6</b> committed, but not commenced or completed <b>295</b> commenced, but not completed <b>43</b> completed		\$2.1M	<b>400</b> households	New builds, delivered by Homes NSW working closely through its network of pre-qualified builders	Social Homes	Dwellings have been <b>committed</b> in the following LGAS as at 31 December 2024: <ul style="list-style-type: none"> <li>Central Coast x 6 dwellings</li> </ul> Dwellings have been <b>commenced</b> in the following LGAS as at 31 December 2024: <ul style="list-style-type: none"> <li>Albury x 24 dwellings</li> <li>Bayside x 43 dwellings</li> <li>Blacktown x 42 dwellings</li> <li>Camden x 12 dwellings</li> <li>Campbelltown x 8 dwellings</li> <li>Cumberland x 29 x dwellings</li> <li>Fairfield x 12 dwellings</li> <li>Newcastle x 9 dwellings</li> <li>Orange x 6 dwellings</li> <li>Parramatta x 90 dwellings</li> <li>Randwick x 8 dwellings</li> <li>Wagga Wagga x 12 dwellings</li> </ul> Dwellings have been <b>completed</b> in the following LGAS as at 31 December 2024: <ul style="list-style-type: none"> <li>Canterbury-Bankstown x 11 dwellings</li> <li>Fairfield x 8 dwellings</li> <li>Randwick x 10 dwellings</li> <li>Sutherland x 2 dwellings</li> </ul>



Program 3: Social homes					
					<ul style="list-style-type: none"><li>Parramatta x 12 dwellings</li></ul>

Program 4: Community Housing Provider partnerships – mixed tenure projects						
Number of dwellings expected under this program	Funding committed,	Funding spent	Type of dwelling	Category of recipient	Intended priority cohorts (if applicable)	Completion date (or expected completion date)
Total: <b>350</b> dwellings (estimated)	\$3.9M new for 1 July to 31 December 2024.  LTD \$25.4M to date.	\$6.8M new for 1 July to 31 December 2024.  LTD \$8.3M to date.	Community dwelling	State government entity	n/a	Estimated program completion date: 30 Jun 2028
Status of dwellings		Amount of additional state funding contribution and link to existing state program (if relevant)	Number of people/households housed (or expected to be housed)	Intended delivery method(s)	Link to project/program identified in implementation plan	Local Government Area(s)
<b>Over the period 1 July to 31 December:</b> <b>Nil</b> committed, but not commenced or completed <b>Nil</b> commenced, but not completed <b>Nil</b> completed  <b>Over the life of the agreement:</b> <b>50</b> committed, but not commenced or completed <b>Nil</b> commenced, but not completed. <b>Nil</b> completed		TBC	350 households	New builds through development partnerships with CHP sector, as well as acquisitions	Community Housing Provider partnerships program	Dwellings have been <b>committed</b> in the following LGAs as at 31 Dec 2024: <ul style="list-style-type: none"> <li>• Parramatta</li> <li>• Port Stephens</li> <li>• Bayside (NSW)</li> </ul>

Program 5: Community Housing Innovation Fund – expansion of existing project pipeline						
Number of dwellings expected under this program	Funding committed but not spent	Funding spent	Type of dwelling	Category of recipient	Intended priority cohorts (if applicable)	Completion date (or expected completion date)
<b>184</b> dwellings  Note: this is higher than previous estimate of 140 dwellings reported.	\$0 mil new for 1 July Jan to 31 December 2024.  \$0 to date.	\$20 mil new for 1 July Jan to 31 December 2024.  \$60 mil to date.	Social housing	community housing provider	General Social Housing Clients	June 2028
Status of dwellings		Amount of additional state funding contribution and link to existing state program (if relevant)	Number of people/households housed (or expected to be housed)	Intended delivery method(s)	Link to project/program identified in implementation plan	Local Government Area(s)
<b>Over the period 1 July to 31 December:</b> <b>0</b> newly committed, but not commenced or completed <b>52</b> social homes newly commenced, but not completed <b>11</b> social homes newly completed  <b>Over the life of the agreement:</b> <b>0</b> committed, but not commenced or completed <b>142</b> social homes commenced, but not completed <b>42</b> social homes completed		\$0	184 households	- Acquisition of existing properties. - New builds	Community Housing Innovation Fund	Dwellings have been <b>commenced</b> in the following LGAS as at 31 December 2024: <ul style="list-style-type: none"> <li>• Albury x 10 dwellings</li> <li>• Bathurst x 8 dwellings</li> <li>• Blayney x 2 dwellings</li> <li>• Cessnock x 4 dwellings</li> <li>• Clarence Valley x 24 dwellings</li> <li>• Coffs Harbor x 10 dwellings</li> <li>• Dubbo x 27 dwellings</li> <li>• Fairfield x 4 dwellings</li> <li>• Kempsey x 6 dwellings</li> <li>• Parkes x 2 dwellings</li> <li>• Riverina x 7 dwellings</li> <li>• Sydney x 17 dwellings</li> <li>• Lismore x 5 dwellings</li> <li>• Wagga Wagga x 16 dwellings</li> </ul> Dwellings have been <b>completed</b> in the following LGAS as at 31 December 2024: <ul style="list-style-type: none"> <li>• Albury x 5 dwellings</li> <li>• Central Coast x 31 dwellings</li> <li>• Gunnedah x 6 dwellings</li> </ul>

Program 6: Aboriginal Housing – delivery of Aboriginal/First Nations housing using AHO design standards						
Number of dwellings expected under this program	Funding committed, but not spent	Funding spent	Type of dwelling	Category of recipient	Intended priority cohorts (if applicable)	Completion date (or expected completion date)
Total: <b>222</b> dwellings (estimated)	Total: \$28.1M new for 1 July to 31 December 2024.  \$42.3M of funding is committed but not spent as at the 31 December 2024.	Total: \$15.9M new for 1 July to 31 December 2024.  \$31.4M funding is spent as at the 31 December 2024	State Owned Aboriginal Housing and Aboriginal Community Housing Providers (ACHP) homes	Capital Funding is directed to State Owned Government Housing.  Recurrent Grant funds are directed towards Aboriginal Housing Providers.	All dwellings delivered by this Program will be for Aboriginal/First Nations housing. <ul style="list-style-type: none"> <li>125 homes are to be state owned</li> <li>97 are owned by Aboriginal Community Housing Providers.</li> </ul>	Estimated program completion date: 30 June 2027
Status of dwellings		Amount of additional state funding contribution and link to existing state program (if relevant)	Number of people/households housed (or expected to be housed)	Intended delivery method(s)	Link to project/program identified in implementation plan	Local Government Area(s)
<b>For: July 1 – 31 Dec 24:</b> <b>4</b> Committed, but not commenced or completed <b>80</b> Commenced, but not completed <b>23</b> Completed  <b>Over the life of the agreement:</b> <b>13</b> homes committed, but not commenced or completed <b>86</b> homes commenced, but not completed <b>36</b> homes completed		n/a	<b>222</b> households	Stream dependent delivery with \$45m being allocated to new supply and refurbishments across the ACHP sector and \$79m being allocated to AHO new builds and industry partnerships.  AHO's State owned homes will be delivered and procured in-house. For grant programs, funding is predominantly granted to ACHP's to appoint their own builders with mentoring, etc.	Aboriginal/First Nations housing program	Dwellings have been <b>committed in</b> the following LGAs as at 31 December 2024: <ul style="list-style-type: none"> <li>Brewarrina x 4 dwellings</li> <li>Gunnedah x 9 dwellings</li> </ul> Dwellings have been <b>commenced</b> in the following LGAs as at 31 December 2024: <ul style="list-style-type: none"> <li>Albury x 3 dwellings</li> <li>Armidale x 2 dwellings</li> <li>Bathurst x 1 dwelling</li> <li>Blacktown x 3 dwellings</li> <li>Bogan x 4 dwellings</li> <li>Bourke x 3 dwellings</li> <li>Canterbury-Bankstown x 2 dwellings</li> <li>Central Coast x 2 dwellings</li> <li>Cessnock x 4 dwellings</li> <li>Clarence Valley x 1 dwellings</li> <li>Coonamble x 6 dwellings</li> <li>Dubbo x 5 dwellings</li> <li>Eurobodalla x 2 dwellings</li> <li>Gilgandra x 2 dwellings</li> <li>Glenn Innes Severn x 2 dwellings</li> <li>Griffith x 3 dwellings</li> <li>Gunnedah x 2 dwellings</li> <li>Kyogle x 2 dwellings</li> <li>Lismore x 4 dwellings</li> </ul>

Program 6: Aboriginal Housing – delivery of Aboriginal/First Nations housing using AHO design standards					
					<ul style="list-style-type: none"><li>• Liverpool x 1 dwelling</li><li>• Maitland x 2 dwellings</li><li>• Mid Coast x 3 dwellings</li><li>• Moree Plains x 4 dwellings</li><li>• Nambucca x 1 dwelling</li><li>• Narromine x 2 dwellings</li><li>• Orange x 8 dwellings</li><li>• Shoalhaven x 1 dwelling</li><li>• Tamworth Regional x 6 dwellings</li><li>• Wagga Wagga x 1 dwelling</li><li>• Walgett x 2 dwellings</li><li>• Warrumbungle x 2 dwellings</li></ul> <p>Dwellings have been <b>completed</b> in the following LGAs as at 31 December 2024:</p> <ul style="list-style-type: none"><li>• Albury x 1 dwelling</li><li>• Armidale x 3 dwelling</li><li>• Ballina x 4 dwellings</li><li>• Bega Valley x 7 dwellings</li><li>• Broken Hill x 1 dwelling</li><li>• Coonamble x 3 dwellings</li><li>• Dubbo x 1 dwelling</li><li>• Forbes x 2 dwellings</li><li>• Gunnedah x 3 dwellings</li><li>• Lismore x 1 dwelling</li><li>• Murray River x 1 dwelling</li><li>• Narromine x 1 dwelling</li><li>• Northern Tablelands x 1 dwelling</li><li>• Richmond Valley x 2 dwellings</li><li>• Tamworth Regional x 4 dwellings</li><li>• Warrumbungle x 1 dwelling</li></ul>

Table 2. Summary of activity over the period 1 July 2024 to 31 December 2024

Dwellings				Funding	
Total dwellings newly committed, but have not commenced or completed construction	Total dwellings commenced, but have not completed construction	Total dwellings newly completed construction	Total number of people/households housed (or expected to be housed)	Total funding newly committed, but not spent	Total funding newly spent
<b>48</b> total 48 new builds Nil refurbishments Nil acquisitions	<b>224</b> total 202 new builds 5 refurbishments 17 acquisitions	<b>73</b> total 42 new builds Nil refurbishments 31 acquisitions	<b>345</b> households are expected to be housed by dwellings committed, commenced or completed for the period 1 July 2024 – 31 December 2024.	\$73.4M	\$98.9M
Number of newly committed, commenced and completed dwellings operating as community housing and publicly owned social housing	Total new demolitions and divestments of social housing stock associated with projects <sup>3</sup>	Total new completed dwellings by intended priority cohorts (if applicable)	Total new completed dwellings by Local Government Areas	Funds broken down by recipient	Total additional state contributions (if relevant)
Community housing <b>0</b> committed <b>52</b> commenced <b>11</b> completed  Publicly owned social housing <b>44</b> committed <b>92</b> commenced <b>39</b> completed  Aboriginal Housing <b>4</b> committed <b>80</b> commenced <b>23</b> completed	Total demolitions and divestments: <b>49</b> dwellings	Aboriginal housing x 23 dwellings	<ul style="list-style-type: none"> <li>Albury x 6 dwellings</li> <li>Armidale x 2 dwellings</li> <li>Bega Valley x 7 dwellings</li> <li>Broken Hill x 1 dwelling</li> <li>Canterbury-Bankstown x 11 dwellings</li> <li>Coonamble x 3 dwellings</li> <li>Dubbo x 1 dwelling</li> <li>Fairfield x 4 dwellings</li> <li>Gunnedah x 9 dwellings</li> <li>Murray River x 1 dwelling</li> <li>Narromine x 1 dwelling</li> <li>Northern Tablelands x 1 dwelling</li> <li>Parramatta x 12 dwellings</li> <li>Randwick x 10 dwellings</li> <li>Sutherland x 2 dwellings</li> <li>Tamworth x 1 dwelling</li> <li>Warrumbungle x 1 dwelling</li> </ul>	Of the \$172.3M total funding committed/spent:  <ul style="list-style-type: none"> <li><b>\$56.2M</b> has been spent by a state entity (Homes NSW)</li> <li><b>\$41.4M</b> has been committed by a state entity (Homes NSW)</li> <li><b>\$26.8M</b> has been provided in grants and spent by Community Housing Providers/Aboriginal Community Housing Providers</li> <li><b>\$3.9M</b> has been provided in grants and committed by Community Housing Providers/Aboriginal Community Housing Providers</li> <li><b>\$15.9M</b> has been spent by a state entity (NSW Aboriginal Housing Office) and provided in grants to Aboriginal Community Housing providers for Aboriginal housing.</li> <li><b>\$28.1M</b> has been committed by a state entity (NSW Aboriginal Housing Office) and provided in grants to Aboriginal Community Housing providers for Aboriginal housing.</li> </ul>	\$2.1M state contribution

<sup>3</sup> This refers to social housing that was demolished or divested in order to build a Social Housing Accelerator funded project.

Table 3. Summary of total activity over the life of the agreement (as of 31 December 2024)

Dwellings					Funding	
Total dwellings committed, but not commenced or completed	Total dwellings commenced, but not completed	Total dwellings completed	Total number of people/households housed (or expected to be housed)	Number of dwellings operating as community housing and publicly owned social housing	Total funding committed, but not spent	Total funding spent
<b>143</b> total 100 new builds 1 refurbishment 42 acquisitions	<b>535</b> total 503 new builds 5 refurbishments 27 acquisitions	<b>424</b> total 55 new builds 303 refurbishments 66 acquisitions	<b>1102</b> households are expected to be housed by dwellings currently committed, commenced or completed over the life of agreement at 31 December 2024.	Community housing <b>50</b> committed <b>142</b> commenced <b>42</b> completed  Publicly owned social housing <b>93</b> committed <b>393</b> commenced <b>382</b> completed	\$228.6M	\$214.7M
Total dwellings by completion date (or expected completion date)	Total demolitions and divestments of social housing stock associated with projects <sup>4</sup>	Total completed dwellings by intended priority cohorts (if applicable)	Total completed dwellings by Local Government Areas		Funds broken down by recipient	Total additional state contributions (if relevant)
31 Dec 2024: 424 dwellings (actual)  30 June 2025: 391 dwellings (estimated)  30 June 2026: 387 dwellings (estimated)  30 June 2027: 200 dwellings (estimated)  30 June 2028: 110 dwellings (estimated).	Total demolitions and divestments: <b>115</b> dwellings	Aboriginal housing <b>36</b> dwellings completed	<ul style="list-style-type: none"> <li>ALBURY x 10 dwellings</li> <li>ARMIDALE x 3 dwellings</li> <li>BALLINA x 4 dwellings</li> <li>BATHURST x 1 dwelling</li> <li>BAYSIDE x 14 dwellings</li> <li>BEGA VALLEY x 8 dwellings</li> <li>BLACKTOWN x 21 dwellings</li> <li>BLAND x 1 dwelling</li> <li>BROKEN HILL x 1 dwelling</li> <li>BURWOOD x 1 dwelling</li> <li>CAMPBELLTOWN x 2 dwellings</li> <li>CANADA BAY x 10 dwellings</li> <li>CANTERBURY-BANKSTOWN x 48 dwellings</li> <li>CENTRAL COAST x 35 dwellings</li> <li>CLARENCE VALLEY x 1 dwelling</li> <li>COONAMBLE x 3 dwellings</li> <li>COOTAMUNDRA – GUNDAGAI x 3 dwellings</li> <li>CUMBERLAND x 14 dwellings</li> <li>DUBBO-REGIONAL x 5 dwellings</li> <li>FAIRFIELD x 25 dwellings</li> <li>FORBES x 2 dwellings</li> <li>GEORGES RIVER x 3 dwellings</li> <li>GUNNEDAH x 9 dwellings</li> </ul>		Of the <b>\$443.3M</b> total funding committed/spent:  <ul style="list-style-type: none"> <li><b>\$115M</b> has been spent by a state entity (Homes NSW)</li> <li><b>\$160.9M</b> has been committed by a state entity (Homes NSW)</li> <li><b>\$68.3M</b> has been provided in grants and spent by Community Housing Providers/Aboriginal Community Housing Providers</li> <li><b>\$25.4M</b> has been provided in grants and committed by Community Housing Providers/Aboriginal Community Housing Providers</li> <li><b>\$31.4M</b> has been spent by a state entity (NSW Aboriginal Housing Office) and provided in</li> </ul>	\$2.1M

<sup>4</sup> This refers to social housing that was demolished or divested in order to build a Social Housing Accelerator funded project.

Dwellings				Funding	
			<ul style="list-style-type: none"> <li>HAY x 1 dwelling</li> <li>INNER WEST x 10 dwellings</li> <li>JUNEE x 2 dwellings</li> <li>LAKE MACQUARIE x 8 dwellings</li> <li>LEETON x 3 dwellings</li> <li>LISMORE x 2 dwellings</li> <li>LIVERPOOL x 29 dwellings</li> <li>MURRAY RIVER x 1 dwelling</li> <li>NARROMINE x 1 dwelling</li> <li>NEWCASTLE x 1 dwelling</li> <li>NORTHERN TABLELANDS x 1 dwelling</li> <li>PARKES x 1 dwellings</li> <li>PARRAMATTA x 17 dwellings</li> <li>PENRITH 7 dwellings</li> <li>RANDWICK x 14 dwellings</li> <li>RICHMOND VALLEY x 4 dwellings</li> <li>SHELLHARBOUR x 9 dwellings</li> <li>SNOWY VALLEYS x 1 dwelling</li> <li>STRATHFIELD x 3 dwellings</li> <li>SUTHERLAND x 3 dwellings</li> <li>SYDNEY x 30 dwellings</li> <li>TAMWORTH REGIONAL x 4 dwellings</li> <li>TWEED x 1 dwelling</li> <li>WAGGA WAGGA x 2 dwellings</li> <li>WARRUMBUNGLE x 2 dwellings</li> <li>WOLLONGONG x 43 dwellings</li> </ul>	<p>grants to Aboriginal Community Housing providers for Aboriginal housing.</p> <ul style="list-style-type: none"> <li><b>\$42.3M</b> has been committed by a state entity (NSW Aboriginal Housing Office) and provided in grants to Aboriginal Community Housing providers for Aboriginal housing.</li> </ul>	

Table 4. Announcements related to projects

Project	Date announced	Description	Link
	25/11/2024	Construction begins on new social homes in Albury and Wagga Wagga	Not uploaded by Federal Government



Section 2: Changes to social housing wait lists (Clause 3.a.iii of the FFA schedule)

Table 5: Changes to social housing wait list times over the period 1 July 2024 to 31 December 2024

Total number of people/households on social housing wait lists		Total number of people/households on social housing added or removed from social housing wait lists				Social housing wait list periods (months)	
At 30 June 2024	At 31 December 2024	New applicants added this reporting period	Applicants allocated into housing this reporting period	Removed over this reporting period due to parameter variations <sup>5</sup>	Removed over this reporting period due to policy changes	At 30 June 2024	At 31 December 2024
56,332	63,260	12,143	3,960	3,547		Priority – 3.5 months General – 20.1 months	Priority – 3.6 months General –16.0 months

Table 6: Changes to social housing wait list times over the life of the agreement (from 1 July 2023 to 31 December 2024)

Total number of people/households on social housing wait lists		Total number of people/households on social housing added or removed from social housing wait lists				Social housing wait list periods (months)	
At 30 June 2023	31 December 2024	New applicants added as of 31 December 2024 (1 July 2023 to 31 December 2024)	Applicants allocated into housing as of 31 December 2024 (1 July 2023 to 31 December 2024)	Removed as of 31 December 2024 due to parameter variations (1 July 2023 to 31 December 2024)	Removed as of 31 December 2024 due to policy changes	At 30 June 2023	At 31 December 2024
55,880	63,260	33,243	12,285	14,133		Priority – 3.0 months General – 22.5 months	Priority – 3.6 months General –16.0 months

Social housing wait list periods (months) = median waiting times for housed from the NSW Housing Register (priority and general) in the rolling 12 months, at the end of the reporting period, as reported on the website:


<https://dcj.nsw.gov.au/about-us/families-and-communities-statistics/social-housing-waiting-list-data.html>

Section 3: Social and affordable housing policy commitments announced or introduced since the previous reporting period (Clause 3.b.i)

Note: the reporting requirements for planning, zoning and land release reforms will be done through the National Planning Reform Blueprint.

Table 7: Social and affordable housing policy commitments

Policy commitment	Date effective	Estimated effect on social and affordable housing supply	Additional comments
Nil			

Signature of clearing officer (Deputy Secretary or equivalent): 

Name: Rebecca Pinkstone

Position: CEO

Date: 20/03/2025

<sup>5</sup> Parameter variation refers to applicants removed off social wait lists outside of allocations or policy changes. For example, being found ineligible or because no contact can be made.

# Social Housing Accelerator – February 2025 Statement of Assurance – Victoria

This Statement of Assurance was due 28 February 2025 and covers the period 1 July 2024 to 31 December 2024.

## Section 1: Social Housing Accelerator dwelling progress (Clauses 3.a.i and 3.a.ii of the FFA schedule)<sup>1</sup>

**Table 1. Progress of projects and programs under the Social Housing Accelerator**

Approach 1 – Small Scale Redevelopment on underutilised Homes Victoria Land						
Program to redevelop underutilised infill sites, usually with one existing dwelling, on Homes Victoria owned sites in metro Melbourne						
Number of dwellings	Funding committed but not spent	Funding spent	Type of dwelling	Category of recipient	Intended priority cohorts (if applicable)	Completion date (or expected completion date)
254-282	\$6.3 million new for 1 July to 31 December 2024  \$10.8 million to date.	\$7.3 million new for 1 July to 31 December 2024.  \$10.3 million to date.	Public housing	State government entity (Homes Victoria)	N/A	June 2027
Status of dwellings		Additional state funding contribution and link to existing state program (if relevant)	Number of people/households housed (or expected to be housed)	Intended delivery method(s)	Link to project/program identified in implementation plan	Local Government Area(s)
Over the period 1 July to 31 December 2024: <ul style="list-style-type: none"><li>0 newly committed, not commenced or completed</li><li>9 newly commenced, but were not completed</li><li>8 newly completed</li></ul> Over the life of the agreement: <ul style="list-style-type: none"><li>0 committed, not commenced or completed</li><li>25 commenced, but were not completed</li><li>8 completed</li></ul> In addition to the progress above, 90 sites are in planning.		N/A	254+ households	254+ new builds	Approach 1 – Small Scale Redevelopment on underutilised Homes Victoria Land	Projects commenced or completed in Metro Melbourne areas; noting the list of LGAs will change as the program progresses: <ul style="list-style-type: none"><li>Banyule</li><li>Brimbank</li><li>Darebin</li><li>Greater Dandenong</li><li>Hume</li><li>Manningham</li><li>Maribyrnong</li><li>Merri-bek</li><li>Mornington Peninsula</li></ul>

Approach 2 – Large Scale Development on Homes Victoria or other Victorian Government Land						
Development of underutilised sites in areas of high demand for social housing in Metro Melbourne, may include existing Homes Victoria sites with a high need for revitalisation and well-located sites owned by other Victorian Government departments and entities.						
Number of dwellings	Funding committed but not spent	Funding spent	Type of dwelling	Category of recipient	Intended priority cohorts (if applicable)	Completion date (or expected completion date)
368-409	\$45.0 million new for 1 July to 31 December 2024.  \$45.0 million to date.	\$8.9 million for 1 July to 31 December 2024.  \$9.4 million to date.	Public and community housing	<ul style="list-style-type: none"><li>State government entity (Homes Victoria);</li><li>Community Housing Provider</li></ul>	N/A	June 2028

<sup>1</sup> Note there should be no double counting when providing information on dwellings committed, commenced and completed. For example, a dwelling that has commenced construction should just be counted as commenced, not both commenced and committed.

Status of dwellings	Additional state funding contribution and link to existing state program (if relevant)	Number of people/households housed (or expected to be housed)	Intended delivery method(s)	Link to project/program identified in implementation plan	Local Government Area(s)
<p>Over the period 1 July to 31 December:</p> <ul style="list-style-type: none"> <li>0 newly committed, not commenced or completed</li> <li>60 newly commenced, but were not completed<sup>2</sup></li> <li>0 newly completed</li> </ul> <p>Over the life of the agreement:</p> <ul style="list-style-type: none"> <li>0 committed, not commenced or completed</li> <li>60 commenced, but were not completed</li> <li>0 completed</li> </ul>	<p>A total of \$76.5 million additional funding has been provided by Victorian State Government across sites:</p> <ul style="list-style-type: none"> <li>Banksia Gardens, Broadmeadows - \$39.2m co-contribution under Big Housing Build</li> <li>Bell Bardia, Heidelberg West - \$37.3m co-contribution under Big Housing Build</li> </ul>	368+ households	368+ new builds	Approach 2 – Large Scale Development on Homes Victoria or other Victorian Government Land	<p>Projects underway in Metro Melbourne, noting the list of LGAs will change as the program progresses:</p> <ul style="list-style-type: none"> <li>Banyule</li> <li>Hobsons Bay</li> <li>Hume</li> <li>Melbourne</li> </ul>

Approach 3 – Acquisitions						
Program will spot purchase dwellings and/or buildings including buying into developments that would not otherwise proceed.						
Number of dwellings	Funding committed but not spent	Funding spent	Type of dwelling	Category of recipient	Intended priority cohorts (if applicable)	Completion date (or expected completion date)
70-78	<p>\$0.7 million new for 1 July to 31 December 2024</p> <p>\$0.7 million to date</p>	<p>\$23.3 million for 1 July to 31 December 2024.</p> <p>\$36.9 million to date.</p>	Community housing	Aboriginal Community-Controlled Organisation/ Traditional Owners/ Community Housing Provider	Aboriginal Housing	June 2025
Status of dwellings	Additional state funding contribution and link to existing state program (if relevant)		Number of people/households housed (or expected to be housed)	Intended delivery method(s)	Link to project/program identified in implementation plan	Local Government Area(s)
<p>Over the period 1 July to 31 December:</p> <ul style="list-style-type: none"> <li>0 newly committed, not commenced or completed</li> <li>5 newly commenced, but were not completed</li> <li>30 newly completed</li> </ul> <p>Over the life of the agreement:</p> <ul style="list-style-type: none"> <li>0 committed, not commenced or completed</li> <li>5 commenced, but were not completed</li> <li>54 completed</li> </ul>	N/A		70+ households	Acquisitions	Approach 3 – Acquisitions	<p>Projects underway Statewide; noting the list of LGAs will change as the program progresses:</p> <ul style="list-style-type: none"> <li>Bayside</li> <li>Darebin</li> <li>Frankston</li> <li>Glen Eira</li> <li>Hume</li> <li>Kingston</li> <li>Manningham</li> <li>Maribyrnong</li> <li>Maroondah</li> <li>Melton</li> <li>Nillumbik</li> <li>Port Phillip</li> <li>Whitehorse</li> </ul>

<sup>2</sup> The 248 new social homes at Elgin Towers, Carlton will be recognised in the next reporting cycle with demolition works underway (refer Table 4).

					<ul style="list-style-type: none"><li>• Whittlesea</li><li>• Wyndham</li><li>• Yarra Ranges</li></ul>
--	--	--	--	--	---

Table 2. Summary of activity over the period 1 July 2024 to 31 December 2024

Dwellings				Funding		
Total dwellings committed	Total dwellings commenced	Total dwellings completed	Total number of people/households housed (or expected to be housed)		Total funding committed but not spent	Total funding spent
A total of 0 homes were newly committed but not yet commenced or completed.	A total of 74 homes were newly commenced but not yet completed. <sup>3</sup>	A total of 38 homes were newly completed.	A total of 38 households are expected to be housed.		\$52million	\$39.5 million
Number of newly committed, commenced and completed dwellings operating as community housing and publicly owned social housing	Total demolitions and divestments of social housing stock associated with projects <sup>4</sup>	Total new completed dwellings by intended priority cohorts (if applicable)	Total new completed dwellings by Local Government Areas		Funds broken down by recipient	Total additional state contributions (if relevant)
<div>Total<ul style="list-style-type: none"><li>0 newly committed but not yet commenced or completed</li><li>74 newly commenced but not yet completed</li><li>38 newly completed</li></ul></div> <div>Community housing<ul style="list-style-type: none"><li>0 newly committed but not yet commenced or completed</li><li>5 newly commenced but not yet completed</li><li>30 newly completed</li></ul></div> <div>Public housing<ul style="list-style-type: none"><li>0 newly committed but not yet commenced or completed</li><li>69 newly commenced but not yet completed</li><li>8 newly completed</li></ul></div>	<div><ul style="list-style-type: none"><li>Demolished: 8</li><li>Divested: 0</li></ul></div>	<div>Aboriginal Housing Cohort:<ul style="list-style-type: none"><li>A total of 30 homes were newly completed for <u>Aboriginal households, to be operated</u> by Aboriginal Community Controlled Organisations.</li></ul></div>	LGA's	Homes	All funding committed/spent is by state government entity (Homes Victoria).	A total of \$76.5 million additional funding has been provided by Victorian State Government across sites: <ul style="list-style-type: none"><li>Banksia Gardens, Broadmeadows - \$39.2m co-contribution under Big Housing Build</li><li>Bell Bardia, Heidelberg West - \$37.3m co-contribution under Big Housing Build</li></ul>
			Bayside	2		
			Darebin	10		
			Frankston	5		
			Glen Eira	1		
			Kingston	1		
			Manningham	3		
			Melton	2		
			Nillumbik	3		
			Port Phillip	3		
			Whittlesea	1		
			Wyndham	4		
			Yarra Ranges	3		
			Total	38		

Table 3. Summary of total activity over the life of the agreement (as of 31 December 2024)

Dwellings					Funding	
Total dwellings committed	Total dwellings commenced	Total dwellings completed	Total number of people/households	Number of committed, commenced and completed dwellings operating as	Total funding committed but not spent	Total funding spent

<sup>3</sup> The 248 new social homes at Elgin Towers, Carlton will be recognised in the next reporting cycle with demolition works underway (refer Table 4).  
<sup>4</sup> In relation to Social Housing Accelerator projects.

			housed (or expected to be housed)	community housing and publicly owned social housing																																							
A total of 0 homes were committed but not yet commenced or completed.	A total of 90 homes were commenced but not yet completed. <sup>5</sup>	A total of 62 homes were newly completed.	62 households are expected to be housed.	Community housing 0 committed 5 commenced 54 completed  Publicly owned social housing 0 committed 85 commenced 8 completed	\$52 million	\$56.6 million																																					
Total dwellings by completion date (or expected completion date)	Total demolitions and divestments of social housing stock associated with projects <sup>4</sup>	Total completed dwellings by intended priority cohorts (if applicable)	Total new completed dwellings by Local Government Areas		Funds broken down by recipient	Total additional state contributions (if relevant)																																					
<ul style="list-style-type: none"><li>30 June 2024 actual: 24 homes</li><li>30 June 2025 forecast: 36 homes</li><li>30 June 2026 forecast: 191 homes</li><li>30 June 2027 forecast: 176 homes</li><li>20 June 2028 forecast: 296 homes</li></ul>	<ul style="list-style-type: none"><li>Demolished: 8</li><li>Divested: 0</li></ul>	Aboriginal Housing Cohort: <ul style="list-style-type: none"><li>A total of 54 homes were newly completed for Aboriginal households, to be operated by Aboriginal Community Controlled Organisations.</li></ul>	<table><tr><th>LGAs</th><th>Homes</th></tr><tr><td>Bayside</td><td>3</td></tr><tr><td>Brimbank</td><td>1</td></tr><tr><td>Darebin</td><td>10</td></tr><tr><td>Frankston</td><td>8</td></tr><tr><td>Glen Eira</td><td>1</td></tr><tr><td>Hume</td><td>1</td></tr><tr><td>Kingston</td><td>2</td></tr><tr><td>Manningham</td><td>5</td></tr><tr><td>Maribyrnong</td><td>5</td></tr><tr><td>Maroondah</td><td>2</td></tr><tr><td>Melton</td><td>2</td></tr><tr><td>Nillumbik</td><td>3</td></tr><tr><td>Port Phillip</td><td>3</td></tr><tr><td>Whitehorse</td><td>1</td></tr><tr><td>Whittlesea</td><td>1</td></tr><tr><td>Wyndham</td><td>11</td></tr><tr><td>Yarra Ranges</td><td>3</td></tr><tr><td>Total</td><td>62</td></tr></table>	LGAs	Homes	Bayside	3	Brimbank	1	Darebin	10	Frankston	8	Glen Eira	1	Hume	1	Kingston	2	Manningham	5	Maribyrnong	5	Maroondah	2	Melton	2	Nillumbik	3	Port Phillip	3	Whitehorse	1	Whittlesea	1	Wyndham	11	Yarra Ranges	3	Total	62	All funding committed/spent is by state government entity (Homes Victoria).	A total of \$76.5 million additional funding has been provided by Victorian State Government across sites: <ul style="list-style-type: none"><li>Banksia Gardens, Broadmeadows - \$39.2m co-contribution under Big Housing Build</li><li>Bell Bardia, Heidelberg West - \$37.3m co-contribution under Big Housing Build</li></ul>
LGAs	Homes																																										
Bayside	3																																										
Brimbank	1																																										
Darebin	10																																										
Frankston	8																																										
Glen Eira	1																																										
Hume	1																																										
Kingston	2																																										
Manningham	5																																										
Maribyrnong	5																																										
Maroondah	2																																										
Melton	2																																										
Nillumbik	3																																										
Port Phillip	3																																										
Whitehorse	1																																										
Whittlesea	1																																										
Wyndham	11																																										
Yarra Ranges	3																																										
Total	62																																										

**Table 4. Announcements related to projects**

Project	Date announced	Description	Link
Elgin Towers, Carlton	Thursday 28 November 2024	Announcement of concept designs for the 248 new social homes and community spaces that will replace 60-year-old, 17-storey red brick public housing towers in Carlton, delivered in partnership between the Allan Labor Government and the Albanese Government.	<a href="https://www.premier.vic.gov.au/designs-unveiled-hundreds-homes-carlton">Designs Unveiled For Hundreds Of Homes In Carlton</a> (https://www.premier.vic.gov.au/designs-unveiled-hundreds-homes-carlton)

<sup>5</sup> The 248 new social homes at Elgin Towers, Carlton will be recognised in the next reporting cycle with demolition works underway (refer Table 4).

Section 2: Changes to social housing wait lists (Clause 3.a.iii of the FFA schedule)

Table 5: Changes to social housing wait list times over the period 1 July 2024 to 31 December 2024

Total number of people/households on social housing wait lists		Total number of people/households on social housing added or removed from social housing wait lists				Social housing wait list periods (days)	
At 30 June 2024 <sup>6</sup>	At end of current reporting period (31 December 2024)	New applicants added this reporting period (1 July 2024 to 31 December 2024)	Applicants allocated into housing this reporting period	Removed over this reporting period due to parameter variations <sup>7</sup>	Removed over this reporting period due to policy changes	At 30 June 2024	At end reporting period (31 December 2024)
51,602	55,024	N/A <sup>8</sup>	Total social housing allocations over this reporting period: 3,837	N/A	N/A <sup>9</sup>	The median (50th percentile) wait time for newly allocated greatest needs households for public housing (in months) is 15 months. <sup>10</sup>	The median (50th percentile) wait time for newly allocated greatest needs households for public housing (in months) is 15 months. <sup>11</sup>

Table 6: Changes to social housing wait list times over the life of the agreement (as of 31 December 2024)

Total number of people/households on social housing wait lists		Total number of people/households on social housing added or removed from social housing wait lists				Social housing wait list periods (days)	
At 30 June 2023	31 December 2024	New applicants added as of 31 December 2024	Applicants allocated into housing as of 31 December 2024	Removed as of 31 December 2024 due to parameter variations	Removed as of 31 December 2024 due to policy changes	At 30 June 2023	At end reporting period (31 December 2024)
55,822	55,024	N/A <sup>12</sup>	Total social housing allocations to date since 30 June 2023: 11,463	N/A	N/A <sup>13</sup>	The median (50th percentile) wait time for newly allocated greatest needs households for public housing (in months) is 19 months. <sup>14</sup>	The median (50th percentile) wait time for newly allocated greatest needs households for public housing (in months) is 15 months. <sup>15</sup>

<sup>6</sup> Data as per Reporting on Government Services (RoGS) submissions.

<sup>7</sup> Parameter variation refers to applicants removed off social wait lists outside of allocations or policy changes. For example, being found ineligible or because no contact can be made.

<sup>8</sup> Victoria does not report on additions to the waitlist

<sup>9</sup> There were no policy changes that impacted the wait list in this period

<sup>10</sup> Report on Government Services, Housing, 2025 (to be released 30 January 2025)

<sup>11</sup> Report on Government Services, Housing, 2025 (to be released 30 January 2025)

<sup>12</sup> Victoria does not report on additions to the waitlist

<sup>13</sup> There were no policy changes that impacted the wait list in this period

<sup>14</sup> Report on Government Services, Housing, 2024

<sup>15</sup> Report on Government Services, Housing, 2025 (to be released 30 January 2025)

Section 3: Social and affordable housing policy commitments announced or introduced since the previous reporting period (Clause 3.b.i)

**Note: the reporting requirements for planning, zoning and land release reforms will be done through the National Planning Reform Blueprint.**

**Table 7: Social and affordable housing policy commitments**

Policy commitment	Date effective	Estimated effect on social and affordable housing supply	Additional comments
No additional policy commitments announced within the reporting period.			



Signature of clearing officer (Deputy Secretary or equivalent): \_\_\_\_\_

**Name:** Simon Newport    **Position:** Chief Executive Officer, Homes Victoria    **Date:** 28/02/25



## Social Housing Accelerator – February 2025 Statement of Assurance – Queensland

This Statement of Assurance was due 28 February 2025 and covers the period 1 July 2024 to 31 December 2024.

### Section 1: Social Housing Accelerator dwelling progress (Clauses 3.a. i and 3.a.ii of the FFA schedule)<sup>1</sup>

Table 1. Progress of projects and programs under the Social Housing Accelerator

Project/program 1:						
Number of dwellings expected under this program	Funding committed, but not spent	Funding spent	Type of dwelling	Category of recipient	Intended priority cohorts (if applicable)	Completion date (or expected completion date)
34	<b>Total budget:</b> ██████████ <b>Includes provider contribution:</b> ██████████  <b>Total Budget committed but not spent life to date-</b> ██████████	<b>Life to date expenditure-</b> ██████████  <b>Expenditure between 1 July 2024 and 31 December 2024 -</b> ██████████	Community housing	Community housing provider	Seniors, women, children and families	June 2025
Status of dwellings		Amount of additional state funding contribution and link to existing state program (if relevant)	Number of people/households housed (or expected to be housed)	Intended delivery method	Link to project/program identified in implementation plan	Local Government Area(s)
Commenced  <b>Over the period 1 July 2024 to 31 December 2024:</b> 0 were committed but not commenced 34 commenced construction but not completed 0 completed construction  <b>Over the life of the agreement:</b> 0 committed but not commenced 34 commenced construction but not completed 0 completed		Land contributed	34 Households	New build	Sunshine Coast	Sunshine Coast (R)

<sup>1</sup> Note there should be no double counting when providing information on dwellings committed, commenced and completed. For example, a dwelling that has commenced construction should just be counted as commenced, not both commenced and committed.



Project/program 2:						
Number of dwellings	Funding committed, but not spent	Funding spent	Type of dwelling	Category of recipient	Intended priority cohorts (if applicable)	Completion date (or expected completion date)
2	Total budget: <span style="background-color: black; color: black;">XXXXXXXXXX</span>  Total Budget committed but not spent life to date- <span style="background-color: black; color: black;">XXXXXX</span>	Life to date expenditure- <span style="background-color: black; color: black;">XXXXXX</span>  Expenditure between 1 July 2024 and 31 December 2024- <span style="background-color: black; color: black;">XXXXXX</span>	Public housing	State Government	Aboriginal and Torres Strait Islander people	Completed - December 2024
Status of dwellings		Additional state funding contribution and link to existing state program (if relevant)	Number of people/households housed (or expected to be housed)	Intended delivery method	Link to project/program identified in implementation plan	Local Government Area(s)
Completed  Over the period 1 July 2024 to 31 December 2024: 0 were committed but not commenced 0 commenced construction but not completed 2 completed construction  Over the life of the agreement: 0 committed but not commenced 0 commenced construction but not completed 2 completed		Land contributed	2 households	New build	Outback	Carpentaria (S)
Project/program 3:						
Number of dwellings	Funding committed	Funding spent	Type of dwelling	Category of recipient	Intended priority cohorts (if applicable)	Completion date (or expected completion date)
2	Total budget: <span style="background-color: black; color: black;">XXXXXXXXXX</span>  Total Budget committed but not spent life to date- <span style="background-color: black; color: black;">XXXXXX</span>	Life to date expenditure- <span style="background-color: black; color: black;">XXXXXX</span>  Expenditure between 1 July 2024 and 31 December 2024- <span style="background-color: black; color: black;">XXXXXX</span>	Public housing	State Government	Social housing register applicants	March 2025
Status of dwellings		Additional state funding contribution and link to existing state program (if relevant)	Number of people/households housed (or expected to be housed)	Intended delivery method	Link to project/program identified in implementation plan	Local Government Area(s)
Commenced  Over the period 1 July 2024 to 31 December 2024: 0 were committed but not commenced 0 commenced construction but not completed 0 completed construction  Over the life of the agreement: 0 committed but not commenced 2 commenced construction but not completed 0 completed		Land contributed	2 households	New build	Central Queensland	Central Highlands (R)

Project/program 4:						
Number of dwellings	Funding committed	Funding spent	Type of dwelling	Category of recipient	Intended priority cohorts (if applicable)	Completion date (or expected completion date)
4	<b>Total budget:</b> <span style="background-color: black; color: black;">[REDACTED]</span>  <b>Total Budget committed but not spent life to date-</b> <span style="background-color: black; color: black;">[REDACTED]</span>	<b>Life to date expenditure-</b> <span style="background-color: black; color: black;">[REDACTED]</span>  <b>Expenditure between 1 July 2024 and 31 December 2024-</b> <span style="background-color: black; color: black;">[REDACTED]</span>	Public housing	State government	Social housing register applicants	March 2025
Status of dwellings		Additional state funding contribution and link to existing state program (if relevant)	Number of people/households housed (or expected to be housed)	Intended delivery method	Link to project/program identified in implementation plan	Local Government Area(s)
Commenced  <b>Over the period 1 July 2024 to 31 December 2024:</b> 0 were committed but not commenced 0 commenced construction but not completed 0 completed construction  <b>Over the life of the agreement:</b> 0 committed but not commenced 4 commenced construction but not completed 0 completed		Land contributed	4 households	New build	North Queensland	Burdekin (S)
Project/program 5:						
Number of dwellings	Funding committed	Funding spent	Type of dwelling	Category of recipient	Intended priority cohorts (if applicable)	Completion date (or expected completion date)
6	<b>Total budget:</b> <span style="background-color: black; color: black;">[REDACTED]</span>  <b>Total Budget committed but not spent life to date-</b> <span style="background-color: black; color: black;">[REDACTED]</span>	<b>Life to date expenditure-</b> <span style="background-color: black; color: black;">[REDACTED]</span>  <b>Expenditure between 1 July 2024 and 31 December 2024-</b> <span style="background-color: black; color: black;">[REDACTED]</span>	Public housing	State government	Aboriginal and Torres Strait Islander people	May 2025
Status of dwellings		Additional state funding contribution and link to existing state program (if relevant)	Number of people/households housed (or expected to be housed)	Intended delivery method	Link to project/program identified in implementation plan	Local Government Area(s)
Commenced  <b>Over the period 1 July 2024 to 31 December 2024:</b> 0 were committed but not commenced 6 commenced construction but not completed 0 completed construction  <b>Over the life of the agreement:</b> 0 committed but not commenced 6 commenced construction but not completed 0 completed		Land contributed	6 households	New build	Far North Queensland	Mareeba (S)



Project/program 6:						
Number of dwellings	Funding committed	Funding spent	Type of dwelling	Category of recipient	Intended priority cohorts (if applicable)	Completion date (or expected completion date)
10	<b>Total:</b> [REDACTED] <b>Includes Provider contribution:</b> [REDACTED]  <b>Total Budget committed but not spent life to date-</b> [REDACTED]	<b>Life to date expenditure-</b> [REDACTED]  <b>Expenditure between 1 July 2024 and 31 December 2024-</b> [REDACTED]	Community housing	Community housing provider	<ul style="list-style-type: none"> <li>• People experiencing or at risk of experiencing homelessness</li> <li>• [REDACTED]</li> <li>• Single older women</li> <li>• Young people</li> <li>• Seniors</li> <li>• People with disabilities</li> </ul>	October 2026
Status of dwellings		Additional state funding contribution and link to existing state program (if relevant)	Number of people/households housed (or expected to be housed)	Intended delivery method	Link to project/program identified in implementation plan	Local Government Area(s)
Committed  <b>Over the period 1 July 2024 to 31 December 2024:</b> 0 were committed but not commenced 0 commenced construction but not completed 0 completed construction  <b>Over the life of the agreement:</b> 10 committed but not commenced 0 commenced construction but not completed 0 completed		Nil	10 households	New build	Wide Bay Burnett	[REDACTED]

Project/program 7:						
Number of dwellings	Funding committed	Funding spent	Type of dwelling	Category of recipient	Intended priority cohorts (if applicable)	Completion date (or expected completion date)
7	Total budget: <span style="background-color: black; color: black;">XXXXXXXXXX</span>  Total Budget committed but not spent life to date- <span style="background-color: black; color: black;">XXXXXX</span>	Life to date expenditure- <span style="background-color: black; color: black;">XXXXXX</span>  Expenditure between 1 July 2024 and 31 December 2024- <span style="background-color: black; color: black;">XXXXXX</span>	Public housing	State Government	Social housing register applicants	August 2025
Status of dwellings		Additional state funding contribution and link to existing state program (if relevant)	Number of people/households housed (or expected to be housed)	Intended delivery method	Link to project/program identified in implementation plan	Local Government Area(s)
Commenced  Over the period 1 July 2024 to 31 December 2024: 0 were committed but not commenced 7 commenced construction but not completed 0 completed construction  Over the life of the agreement: 0 committed but not commenced 7 commenced construction but not completed 0 completed		Land contributed	7 households	New build	Wide Bay Burnett	Fraser Coast (R)
Project/program 8:						
Number of dwellings	Funding committed	Funding spent	Type of dwelling	Category of recipient	Intended priority cohorts (if applicable)	Completion date (or expected completion date)
16	Total budget: <span style="background-color: black; color: black;">XXXXXXXXXX</span>  Total Budget committed but not spent life to date- <span style="background-color: black; color: black;">XXXXXX</span>	Life to date expenditure- <span style="background-color: black; color: black;">XXXXXX</span>  Expenditure between 1 July 2024 and 31 December 2024- <span style="background-color: black; color: black;">XXXXXX</span>	Public housing	State Government	Social housing register applicants	Completed – December 2024
Status of dwellings		Additional state funding contribution and link to existing state program (if relevant)	Number of people/households housed (or expected to be housed)	Intended delivery method	Link to project/program identified in implementation plan	Local Government Area(s)
Completed  Over the period 1 July 2024 to 31 December 2024: 0 were committed but not commenced 0 commenced construction but not completed 16 completed construction  Over the life of the agreement: 0 committed but not commenced 0 commenced construction but not completed 16 completed		Land contributed	16 households	Turnkey	North Queensland	Charters Towers (R)



Project/program 9:						
Number of dwellings	Funding committed	Funding spent	Type of dwelling	Category of recipient	Intended priority cohorts (if applicable)	Completion date (or expected completion date)
20	Total budget: <span style="background-color: black; color: black;">XXXXXXXXXX</span>  Total Budget committed but not spent life to date- <span style="background-color: black; color: black;">XXXXXX</span>	Life to date expenditure- <span style="background-color: black; color: black;">XXXXXX</span>  Expenditure between 1 July 2024 and 31 December 2024- <span style="background-color: black; color: black;">XXXXXX</span>	Public housing	State Government	Social housing register applicants	December 2025
Status of dwellings		Additional state funding contribution and link to existing state program (if relevant)	Number of people/households housed (or expected to be housed)	Intended delivery method	Link to project/program identified in implementation plan	Local Government Area(s)
Commenced  Over the period 1 July 2024 to 31 December 2024: 0 were committed but not commenced 20 commenced construction but not completed 0 completed construction  Over the life of the agreement: 0 committed but not commenced 20 commenced construction but not completed 0 completed		Land contributed	20 households	New build	Redlands	Redland (C)
Project/program 10:						
Number of dwellings	Funding committed	Funding spent	Type of dwelling	Category of recipient	Intended priority cohorts (if applicable)	Completion date (or expected completion date)
10	Total budget: <span style="background-color: black; color: black;">XXXXXXXXXX</span>  Total Budget committed but not spent life to date- <span style="background-color: black; color: black;">XXXXXX</span>	Life to date expenditure- <span style="background-color: black; color: black;">XXXXXX</span>  Expenditure between 1 July 2024 and 31 December 2024- <span style="background-color: black; color: black;">XXXXXX</span>	Public housing	State Government	Social housing register applicants	October 2025
Status of dwellings		Additional state funding contribution and link to existing state program (if relevant)	Number of people/households housed (or expected to be housed)	Intended delivery method	Link to project/program identified in implementation plan	Local Government Area(s)
Commenced  Over the period 1 July 2024 to 31 December 2024: 0 were committed but not commenced 10 commenced construction but not completed 0 completed construction  Over the life of the agreement: 0 committed but not commenced 10 commenced construction but not completed 0 completed		Land contributed	10 households	New build	Central Queensland	Gladstone (R)

Project/program 11:						
Number of dwellings	Funding committed	Funding spent	Type of dwelling	Category of recipient	Intended priority cohorts (if applicable)	Completion date (or expected completion date)
6	<b>Total:</b> ██████████ <b>Includes:</b> ██████████ ██████████ ██████████ <b>Total Budget committed but not spent life to date-</b> ██████████	<b>Life to date expenditure-</b> ██████████  <b>Expenditure between 1 July 2024 and 31 December 2024-</b> ██████████	Community Housing	Community housing provider	<ul style="list-style-type: none"> <li>•Families</li> <li>•People experiencing or at risk of experiencing homelessness</li> </ul>	August 2025
Status of dwellings		Additional state funding contribution and link to existing state program (if relevant)	Number of people/households housed (or expected to be housed)	Intended delivery method	Link to project/program identified in implementation plan	Local Government Area(s)
Commenced <b>Over the period 1 July 2024 to 31 December 2024:</b> 0 were committed but not commenced 6 commenced construction but not completed 0 completed construction  <b>Over the life of the agreement:</b> 0 committed but not commenced 6 commenced construction but not completed 0 completed		Nil	6 households	Turnkey	Far North Queensland	Cairns (R)
Project/program 12:						
Number of dwellings	Funding committed	Funding spent	Type of dwelling	Category of recipient	Intended priority cohorts (if applicable)	Completion date (or expected completion date)
5	<b>Total budget:</b> ██████████  <b>Total Budget committed but not spent life to date-</b> ██████████	<b>Life to date expenditure-</b> ██████████  <b>Expenditure between 1 July 2024 and 31 December 2024-</b> ██████████	Public Housing	State Government	Social housing register applicants	October 2025
Status of dwellings		Additional state funding contribution and link to existing state program (if relevant)	Number of people/households housed (or expected to be housed)	Intended delivery method	Link to project/program identified in implementation plan	Local Government Area(s)
Commenced <b>Over the period 1 July 2024 to 31 December 2024:</b> 0 were committed but not commenced 5 commenced construction but not completed 0 completed construction  <b>Over the life of the agreement:</b> 0 committed but not commenced 5 commenced construction but not completed 0 completed		Land contributed	5 households	New build	Mackay / Whitsunday	Mackay (R)



Project/program 13:						
Number of dwellings	Funding committed	Funding spent	Type of dwelling	Category of recipient	Intended priority cohorts (if applicable)	Completion date (or expected completion date)
6	<b>Total budget:</b> <span style="background-color: black; color: black;">XXXXXXXXXX</span>  <b>Total Budget committed but not spent life to date-</b> <span style="background-color: black; color: black;">XXXXXXXXXX</span>	<b>Life to date expenditure-</b> <span style="background-color: black; color: black;">XXXXXXXXXX</span>  <b>Expenditure between 1 July 2024 and 31 December 2024-</b> <span style="background-color: black; color: black;">XXXXXXXXXX</span>	Public Housing	State Government	Social housing register applicants	October 2025
Status of dwellings		Additional state funding contribution and link to existing state program (if relevant)	Number of people/households housed (or expected to be housed)		Link to project/program identified in implementation plan	Local Government Area(s)
Commenced  <b>Over the period 1 July 2024 to 31 December 2024:</b> 0 were committed but not commenced 6 commenced construction but not completed 0 completed construction  <b>Over the life of the agreement:</b> 0 committed but not commenced 6 commenced construction but not completed 0 completed		Land contributed	6 households	New build	Mackay / Whitsunday	Mackay (R)
Project/program 14:						
Number of dwellings	Funding committed	Funding spent	Type of dwelling	Category of recipient	Intended priority cohorts (if applicable)	Completion date (or expected completion date)
2	<b>Total budget:</b> <span style="background-color: black; color: black;">XXXXXXXXXX</span>  <b>Total Budget committed but not spent life to date-</b> <span style="background-color: black; color: black;">XXXXXXXXXX</span>	<b>Life to date expenditure-</b> <span style="background-color: black; color: black;">XXXXXXXXXX</span>  <b>Expenditure between 1 July 2024 and 31 December 2024-</b> <span style="background-color: black; color: black;">XXXXXXXXXX</span>	Public Housing	State Government	Social housing register applicants	June 2025
Status of dwellings		Additional state funding contribution and link to existing state program (if relevant)	Number of people/households housed (or expected to be housed)	Intended delivery method	Link to project/program identified in implementation plan	Local Government Area(s)
Commenced  <b>Over the period 1 July 2024 to 31 December 2024:</b> 0 were committed but not commenced 2 commenced construction but not completed 0 completed construction  <b>Over the life of the agreement:</b> 0 committed but not commenced 2 commenced construction but not completed 0 completed		Land contributed	2 households	New build	Wide Bay Burnett	Fraser Coast (R)

Project/program 15:						
Number of dwellings	Funding committed	Funding spent	Type of dwelling	Category of recipient	Intended priority cohorts (if applicable)	Completion date (or expected completion date)
3	Total budget: <span style="background-color: black; color: black;">XXXXXXXXXX</span>  Total Budget committed but not spent life to date- <span style="background-color: black; color: black;">XXXXXX</span>	Life to date expenditure- <span style="background-color: black; color: black;">XXXXXX</span>  Expenditure between 1 July 2024 and 31 December 2024- <span style="background-color: black; color: black;">XXXXXX</span>	Public Housing	State Government	Social housing register applicants	August 2025
Status of dwellings		Additional state funding contribution and link to existing state program (if relevant)	Number of people/households housed (or expected to be housed)	Intended delivery method	Link to project/program identified in implementation plan	Local Government Area(s)
Commenced  Over the period 1 July 2024 to 31 December 2024: 0 were committed but not commenced 3 commenced construction but not completed 0 completed construction  Over the life of the agreement: 0 committed but not commenced 3 commenced construction but not completed 0 completed		Land contributed	3 households	New build	Cape York	Cook (S)
Project/program 16:						
Number of dwellings	Funding committed	Funding spent	Type of dwelling	Category of recipient	Intended priority cohorts (if applicable)	Completion date (or expected completion date)
2	Total budget: <span style="background-color: black; color: black;">XXXXXXXXXX</span>  Total Budget committed but not spent life to date- <span style="background-color: black; color: black;">XXXXXX</span>	Life to date expenditure- <span style="background-color: black; color: black;">XXXXXX</span>  Expenditure between 1 July 2024 and 31 December 2024- <span style="background-color: black; color: black;">XXXXXX</span>	Public Housing	State government	Social housing register applicants	August 2025
Status of dwellings		Additional state funding contribution and link to existing state program (if relevant)	Number of people/households housed (or expected to be housed)	Intended delivery method	Link to project/program identified in implementation plan	Local Government Area(s)
Commenced  Over the period 1 July 2024 to 31 December 2024: 0 were committed but not commenced 2 commenced construction but not completed 0 completed construction  Over the life of the agreement: 0 committed but not commenced 2 commenced construction but not completed 0 completed		Land contributed	2 households	New build	Cape York	Cook (S)



Project/program 17:						
Number of dwellings	Funding committed	Funding spent	Type of dwelling	Category of recipient	Intended priority cohorts (if applicable)	Completion date (or expected completion date)
2	Total budget: <span style="background-color: black; color: black;">[REDACTED]</span>  Total Budget committed but not spent life to date- <span style="background-color: black; color: black;">[REDACTED]</span>	Life to date expenditure- <span style="background-color: black; color: black;">[REDACTED]</span>  Expenditure between 1 July 2024 and 31 December 2024- <span style="background-color: black; color: black;">[REDACTED]</span>	Public Housing	State government	Social housing register applicants	March 2025
Status of dwellings		Additional state funding contribution and link to existing state program (if relevant)	Number of people/households housed (or expected to be housed)	Intended delivery method	Link to project/program identified in implementation plan	Local Government Area(s)
Commenced  Over the period 1 July 2024 to 31 December 2024: 0 were committed but not commenced 2 commenced construction but not completed 0 completed construction  Over the life of the agreement: 0 committed but not commenced 2 commenced construction but not completed 0 completed		Land contributed	2 households	New build	Central Queensland	Gladstone (R)
Project/program 18:						
Number of dwellings	Funding committed	Funding spent	Type of dwelling	Category of recipient	Intended priority cohorts (if applicable)	Completion date (or expected completion date)
2	Total budget: <span style="background-color: black; color: black;">[REDACTED]</span>  Total Budget committed but not spent life to date- <span style="background-color: black; color: black;">[REDACTED]</span>	Life to date expenditure- <span style="background-color: black; color: black;">[REDACTED]</span>  Expenditure between 1 July 2024 and 31 December 2024- <span style="background-color: black; color: black;">[REDACTED]</span>	Public Housing	State government	Social housing register applicants	March 2025
Status of dwellings		Additional state funding contribution and link to existing state program (if relevant)	Number of people/households housed (or expected to be housed)	Intended delivery method	Link to project/program identified in implementation plan	Local Government Area(s)
Commenced  Over the period 1 July 2024 to 31 December 2024: 0 were committed but not commenced 2 commenced construction but not completed 0 completed construction  Over the life of the agreement: 0 committed but not commenced 2 commenced construction but not completed 0 completed		Land contributed	2 households	New build	Central Queensland	Gladstone (R)

Project/program 19:						
Number of dwellings	Funding committed	Funding spent	Type of dwelling	Category of recipient	Intended priority cohorts (if applicable)	Completion date (or expected completion date)
8	Total budget: <span style="background-color: black; color: black;">XXXXXXXXXX</span>  Total Budget committed but not spent life to date- <span style="background-color: black; color: black;">XXXXXXXXXX</span>	Life to date expenditure- <span style="background-color: black; color: black;">XXXXXXXXXX</span>  Expenditure between 1 July 2024 and 31 December 2024- <span style="background-color: black; color: black;">XXXXXXXXXX</span>	Public Housing	State government	Social housing register applicants	March 2025
Status of dwellings		Additional state funding contribution and link to existing state program (if relevant)	Number of people/households housed (or expected to be housed)	Intended delivery method	Link to project/program identified in implementation plan	Local Government Area(s)
Commenced  Over the period 1 July 2024 to 31 December 2024: 0 were committed but not commenced 8 commenced construction but not completed 0 completed construction  Over the life of the agreement: 0 committed but not commenced 8 commenced construction but not completed 0 completed		Land contributed	8 households	New build	Wide Bay Burnett	South Burnett (R)
Project/program 20:						
Number of dwellings	Funding committed	Funding spent	Type of dwelling	Category of recipient	Intended priority cohorts (if applicable)	Completion date (or expected completion date)
5	Total budget: <span style="background-color: black; color: black;">XXXXXXXXXX</span>  Total Budget committed but not spent life to date- <span style="background-color: black; color: black;">XXXXXXXXXX</span>	Life to date expenditure- <span style="background-color: black; color: black;">XXXXXXXXXX</span>  Expenditure between 1 July 2024 and 31 December 2024- <span style="background-color: black; color: black;">XXXXXXXXXX</span>	Public Housing	State government	Social housing register applicants	March 2025
Status of dwellings		Additional state funding contribution and link to existing state program (if relevant)	Number of people/households housed (or expected to be housed)	Intended delivery method	Link to project/program identified in implementation plan	Local Government Area(s)
Commenced  Over the period 1 July 2024 to 31 December 2024: 0 were committed but not commenced 5 commenced construction but not completed 0 completed construction  Over the life of the agreement: 0 committed but not commenced 5 commenced construction but not completed 0 completed		Land contributed	5 households	New build	Wide Bay Burnett	Bundaberg (R)



Project/program 21:						
Number of dwellings	Funding committed	Funding spent	Type of dwelling	Category of recipient	Intended priority cohorts (if applicable)	Completion date (or expected completion date)
8	<b>Total budget:</b> ██████████  <b>Total Budget committed but not spent life to date-</b> ██████████	<b>Life to date expenditure-</b> ██████████  <b>Expenditure between 1 July 2024 and 31 December 2024-</b> ██████████	Public Housing	State government	Social housing register applicants	May 2025
Status of dwellings		Additional state funding contribution and link to existing state program (if relevant)	Number of people/households housed (or expected to be housed)	Intended delivery method	Link to project/program identified in implementation plan	Local Government Area(s)
Commenced  <b>Over the period 1 July 2024 to 31 December 2024:</b> 0 were committed but not commenced 8 commenced construction but not completed 0 completed construction  <b>Over the life of the agreement:</b> 0 committed but not commenced 8 commenced construction but not completed 0 completed		Land contributed	8 households	New build	Darling Downs	Southern Downs (R)
Project/program 22:						
Number of dwellings	Funding committed	Funding spent	Type of dwelling	Category of recipient	Intended priority cohorts (if applicable)	Completion date (or expected completion date)
12	<b>Total budget:</b> ██████████ <b>Includes Provider contribution:</b> ██████████ ██████████ <b>Total Budget committed but not spent life to date-</b> ██████████	<b>Life to date expenditure-</b> ██████████  <b>Expenditure between 1 July 2024 and 31 December 2024-</b> ██████████	Community Housing	Community housing provider	All eligible persons from the housing register	Completed – November 2024
Status of dwellings		Additional state funding contribution and link to existing state program (if relevant)	Number of people/households housed (or expected to be housed)	Intended delivery method	Link to project/program identified in implementation plan	Local Government Area(s)
Completed  <b>Over the period 1 July 2024 to 31 December 2024:</b> 0 were committed but not commenced 0 commenced construction but not completed 12 completed construction  <b>Over the life of the agreement:</b> 0 committed but not commenced 0 commenced construction but not completed 12 completed		Land contributed	12 households	Turnkey	North Queensland	Townsville (C)

Project/program 23:						
Number of dwellings	Funding committed	Funding spent	Type of dwelling	Category of recipient	Intended priority cohorts (if applicable)	Completion date (or expected completion date)
5	Total budget: [REDACTED]  Total Budget committed but not spent life to date- [REDACTED]	Life to date expenditure- [REDACTED]  Expenditure between 1 July 2024 and 31 December 2024- [REDACTED]	Community housing	Community housing provider	All eligible persons from the housing register	October 2025
Status of dwellings		Additional state funding contribution and link to existing state program (if relevant)	Number of people/households housed (or expected to be housed)	Intended delivery method	Link to project/program identified in implementation plan	Local Government Area(s)
Committed  Over the period 1 July 2024 to 31 December 2024: 5 were committed but not commenced 0 commenced construction but not completed 0 completed construction  Over the life of the agreement: 5 committed but not commenced 0 commenced construction but not completed 0 completed		Nil	5 households	Turnkey	North Queensland	Townsville (C)
Project/program 24:						
Number of dwellings	Funding committed	Funding spent	Type of dwelling	Category of recipient	Intended priority cohorts (if applicable)	Completion date (or expected completion date)
6	Total budget: [REDACTED]  Total Budget committed but not spent life to date- [REDACTED]	Life to date expenditure- [REDACTED]  Expenditure between 1 July 2024 and 31 December 2024- [REDACTED]	Public housing	State government	Social housing register applicants	December 2025
Status of dwellings		Additional state funding contribution and link to existing state program (if relevant)	Number of people/households housed (or expected to be housed)	Intended delivery method	Link to project/program identified in implementation plan	Local Government Area(s)
Committed  Over the period 1 July 2024 to 31 December 2024: 6 were committed but not commenced 0 commenced construction but not completed 0 completed construction  Over the life of the agreement: 6 committed but not commenced 0 commenced construction but not completed 0 completed		Land contributed	6 households	New build	Wide Bay Burnett	Bundaberg (R)



Project/program 25:						
Number of dwellings	Funding committed	Funding spent	Type of dwelling	Category of recipient	Intended priority cohorts (if applicable)	Completion date (or expected completion date)
10	<b>Total budget:</b> <span style="background-color: black; color: black;">XXXXXXXXXX</span>  <b>Total Budget committed but not spent life to date-</b> <span style="background-color: black; color: black;">XXXXXXXXXX</span>	<b>Life to date expenditure-</b> <span style="background-color: black; color: black;">XXXX</span>  <b>Expenditure between 1 July 2024 and 31 December 2024-</b> <span style="background-color: black; color: black;">XXXX</span>	Community housing	Community housing provider	First Nations people, families and people with disability	September 2025
Status of dwellings		Additional state funding contribution and link to existing state program (if relevant)	Number of people/households housed (or expected to be housed)	Intended delivery method	Link to project/program identified in implementation plan	Local Government Area(s)
Commenced  <b>Over the period 1 July 2024 to 31 December 2024:</b> 0 were committed but not commenced 10 commenced construction but not completed 0 completed construction  <b>Over the life of the agreement:</b> 0 committed but not commenced 10 commenced construction but not completed 0 completed		Nil	10 households	Turnkey	Far North Queensland	Cairns (R)
Project/program 26:						
Number of dwellings	Funding committed	Funding spent	Type of dwelling	Category of recipient	Intended priority cohorts (if applicable)	Completion date (or expected completion date)
4	<b>Total budget:</b> <span style="background-color: black; color: black;">XXXXXXXXXX</span>  <b>Total Budget committed but not spent life to date-</b> <span style="background-color: black; color: black;">XXXXXXXXXX</span>	<b>Life to date expenditure-</b> <span style="background-color: black; color: black;">XXXX</span>  <b>Expenditure between 1 July 2024 and 31 December 2024-</b> <span style="background-color: black; color: black;">XXXX</span>	Community housing	Community housing provider	First Nations people, families and people with disability	January 2026
Status of dwellings		Additional state funding contribution and link to existing state program (if relevant)	Number of people/households housed (or expected to be housed)	Intended delivery method	Link to project/program identified in implementation plan	Local Government Area(s)
Committed  <b>Over the period 1 July 2024 to 31 December 2024:</b> 4 were committed but not commenced 0 commenced construction but not completed 0 completed construction  <b>Over the life of the agreement:</b> 4 committed but not commenced 0 commenced construction but not completed 0 completed		Nil	4 households	New build	Far North Queensland	Cairns (R)

Project/program 27:						
Number of dwellings	Funding committed	Funding spent	Type of dwelling	Category of recipient	Intended priority cohorts (if applicable)	Completion date (or expected completion date)
18	<b>Total budget:</b> <span style="background-color: black; color: black;">XXXXXXXXXX</span>  <b>Total Budget committed but not spent life to date-</b> <span style="background-color: black; color: black;">XXXXXXXXXX</span>	<b>Life to date expenditure-</b> <span style="background-color: black; color: black;">XXXXXXXXXX</span>  <b>Expenditure between 1 July 2024 and 31 December 2024-</b> <span style="background-color: black; color: black;">XXXXXXXXXX</span>	Public housing	State government	Social housing register applicants	May 2026
Status of dwellings		Additional state funding contribution and link to existing state program (if relevant)	Number of people/households housed (or expected to be housed)	Intended delivery method	Link to project/program identified in implementation plan	Local Government Area(s)
Committed  <b>Over the period 1 July 2024 to 31 December 2024:</b> 18 were committed but not commenced 0 commenced construction but not completed 0 completed construction  <b>Over the life of the agreement:</b> 18 committed but not commenced 0 commenced construction but not completed 0 completed		Land contributed	18 households	New build	Logan	Logan (C)



Table 2. Summary of activity over the period 1 July 2024 to 31 December 2024

Dwellings				Funding	
Total dwellings newly committed, but have not commenced or completed construction	Total dwellings commenced, but have not completed construction	Total dwellings newly completed construction	Total number of people/households housed (or expected to be housed)	Total funding newly committed, but not spent	Total funding newly spent
33 total 33 new builds 0 refurbishments 0 acquisitions	136 total 136 new builds 0 refurbishments 0 acquisitions	30 total 30 new builds 0 refurbishments 0 acquisitions	199 households		
Number of newly committed, commenced and completed dwellings operating as community housing and publicly owned social housing	Total new demolitions and divestments of social housing stock associated with projects <sup>2</sup>	Total new completed dwellings by intended priority cohorts (if applicable)	Total new completed dwellings by Local Government Areas	Funds broken down by recipient	Total additional state contributions (if relevant)
Community housing 71 total 9 committed 50 commenced 12 completed  Publicly owned social housing 128 total 24 committed 86 commenced 18 completed	Demolition of three detached houses at ██████ n September 2024 for the redevelopment of Project 27: ██████ 18 dwellings	30 total 2 dwellings completed for the Aboriginal and Torres Strait Islander people  28 dwellings completed for social housing register applicants	30 total Carpentaria (S) – 2 Charters Towers (R) – 16 Townsville (C) – 12	██████ delivering through Queensland Government  ██████ delivering through community housing providers  ████████████████████	State land and grants contribution – ██████

<sup>2</sup> This refers to social housing that was demolished or divested in order to build a Social Housing Accelerator funded project.

Table 3. Summary of total activity over the life of the agreement (as of 31 December 2024)

Dwellings					Funding	
Total dwellings committed, but not commenced or completed	Total dwellings commenced, but not completed	Total dwellings completed	Total number of people/households housed (or expected to be housed)	Number of dwellings operating as community housing and publicly owned social housing	Total funding committed, but not spent	Total funding spent
43 total 43 new builds 0 refurbishments 0 acquisitions	142 total 142 new builds 0 refurbishments 0 acquisitions	30 total 30 new builds 0 refurbishments 0 acquisitions	215 households	Community housing 81 total 19 committed 50 commenced 12 completed  Publicly owned social housing 134 total 24 committed 92 commenced 18 completed		
Total dwellings by completion date (or expected completion date)	Total demolitions and divestments of social housing stock associated with projects <sup>3</sup>	Total completed dwellings by intended priority cohorts (if applicable)	Total new completed dwellings by Local Government Areas		Funds broken down by recipient	Total additional state contributions
Completed 30 total 30 – 2024/25  Forecast completion 185 total 75 - 2024-25 100 - 2025-26 10 - 2026-27	Demolition of three detached houses at [REDACTED] on September 2024 for the redevelopment of 18 dwellings	30 total 2 dwellings completed for the Aboriginal and Torres Strait Islander people  28 dwellings completed for social housing register applicants	30 total Carpentaria (S) – 2 Charters Towers (R) – 16 Townsville (C) – 12		[REDACTED] delivering through Queensland Government  [REDACTED] delivering through community housing providers  [REDACTED] [REDACTED] [REDACTED]	[REDACTED] [REDACTED]

Table 4. Announcements related to projects

Project	Date announced	Description	Link
Project 1: [REDACTED] [REDACTED]	14/08/2024	Announced on social media via former Minister Scanlan's Instagram account.	[REDACTED]
Project 9: [REDACTED] [REDACTED]	29/08/2024	Homes for Queenslanders: 43 social homes for Brisbane's east	[REDACTED]
Project 7: [REDACTED]	30/08/2024	Homes for Queenslanders: New social homes in heritage city	[REDACTED]

<sup>3</sup> This refers to social housing that was demolished or divested in order to build a Social Housing Accelerator funded project.



## Section 2: Changes to social housing wait lists (Clause 3.a.iii of the FFA schedule)

Table 5: Changes to social housing wait list times over the period 1 July 2024 to 31 December 2024

Total number of people/households on social housing wait lists		Total number of people/households on social housing added or removed from social housing wait lists				Social housing wait list periods (days)	
At 1 July 2024	At 31 December 2024	New applicants added this reporting period	Applicants allocated into housing this reporting period	Removed over this reporting period due to parameter variations <sup>4</sup>	Removed over this reporting period due to policy changes	At 1 July 2024	At 31 December 2024
45,987/25,223	49,975/27,668	3,738	2,537	910	N/A	27.1 months / 825 days	27.8 months / 846 days

Table 6: Changes to social housing wait list times over the life of the agreement (as of 31 December 2024)

Total number of people/households on social housing wait lists		Total number of people/households on social housing added or removed from social housing wait lists				Social housing wait list periods (days)	
At 30 June 2023	31 December 2024	New applicants added as of 31 December 2024	Applicants allocated into housing as of 31 December 2024	Removed as of 31 December 2024 due to parameter variations	Removed as of 31 December 2024 due to policy changes	At 30 June 2023	At 31 December 2024
41,484/25,364	49,975/27,668	15,375	7,850	5,548	N/A	27.9 months / 849 days	27.8 months / 846 days

## Section 3: Social and affordable housing policy commitments announced or introduced since the previous reporting period (Clause 3.b.i)

Note: the reporting requirements for planning, zoning and land release reforms will be done through the National Planning Reform Blueprint

Table 7: Social and affordable housing policy commitments

Policy commitment	Date effective	Estimated effect on social and affordable housing supply	Additional comments
Securing our Housing Foundations Plan (which supersedes Homes for Queenslanders).	8 November 2024	53,500 social homes to be delivered by 2044	The Queensland Government has yet to release the plan and therefore additional detail will be provided next quarter.

Signature of clearing officer (Deputy Secretary or equivalent):



Name: Sarah Amos

Position: Deputy Director-General, Social and Affordable Housing Growth

Date: 03/03/25

<sup>4</sup> Parameter variation refers to applicants removed off social wait lists outside of allocations or policy changes. For example, being found ineligible or because no contact can be made.

Social Housing Accelerator – February 2025 Statement of Assurance – Western Australia

This Statement of Assurance is due 28 February 2025 and covers the period 1 July 2024 to 31 December 2024.

Section 1: Social Housing Accelerator dwelling progress (Clauses 3.a.i and 3.a.ii of the FFA schedule)<sup>1,2</sup>

Table 1. Progress of projects and programs under the Social Housing Accelerator

Program 1: Accelerator Investment in social housing new dwellings						
Number of dwellings	Funding committed, but not spent	Funding spent	Type of dwelling	Category of recipient	Intended priority cohorts (if applicable)	Completion date (or expected completion date)
263 dwellings	\$140.59 million	\$8.11 million for 1 July to 31 December 2024. \$16.5 million to date.	Community Housing	State government	Public housing	30 June 2028
Status of dwellings		Amount of additional state funding contribution and link to existing state program (if relevant)	Number of people/households housed (or expected to be housed)	Intended delivery method(s)	Link to project/program identified in implementation plan	Local Government Area(s)
Over the period 1 July 2024 to 31 December 2024: Committed 0 dwellings. Commenced 55 dwellings. <u>Completed 12 dwellings.</u> Total 67 dwellings.  Over the life of the agreement (1 October 2023 to 30 June 2028): Committed 180 dwellings. Commenced 55 dwellings. <u>Completed 28 dwellings.</u> Total 263 dwellings.		Nil	263 households	177 new builds 86 acquisitions	NA	City of Vincent City of Cockburn City of Canning City of Melville City of Albany City of Wanneroo
Program 2: Accelerator Refurbishment program						
Number of dwellings expected under this program	Funding committed, but not spent	Funding spent	Type of dwelling	Category of recipient	Intended priority cohorts (if applicable)	Completion date (or expected completion date)
303 dwellings	\$32.88 million	\$13.94 million for 1 July to 31 December 2024. \$17.35 million to date	Public housing	State government	Public housing	30 June 2028
Status of dwellings		Amount of additional state funding contribution and link to existing state program (if relevant)	Number of people/households housed (or expected to be housed)	Intended delivery method(s)	Link to project/program identified in implementation plan	Local Government Area(s)
Over the period 1 July 2024 to 31 December 2024: Committed 56 dwellings. Commenced 105 dwellings. <u>Completed 65 dwellings.</u> Total 226 dwellings.  Over the life of the agreement (1 October 2023 to 30 June 2028): Committed 122 dwellings. Commenced 105 dwellings. <u>Completed 76 dwellings.</u> Total 303 dwellings.		Nil	303 households	Return to service refurbishment	NA	Metro Great Southern Southwest Goldfields Midwest/Gascoyne Pilbara Kimberley Wheatbelt

<sup>1</sup> Note there should be no double counting when providing information on dwellings committed, commenced and completed. For example, a dwelling that has commenced construction should just be counted as commenced, not both commenced and committed.

<sup>2</sup> Funding should be reported exclusive of GST

Table 2. Summary of activity over the period 1 July 2024 to 31 December 2024

Dwellings				Funding	
Total dwellings newly committed, but have not commenced or completed construction	Total dwellings commenced, but have not completed construction	Total dwellings newly completed construction	Total number of people/households housed (or expected to be housed)	Total funding newly committed, but not spent	Total funding newly spent
56 total 0 new builds 56 refurbishments 0 acquisitions	160 total 17 new builds 105 refurbishments 38 acquisitions	77 total 0 new builds 65 refurbishments 12 acquisitions	77 households	\$32.88 million	\$22.05 million
Number of newly committed, commenced and completed dwellings operating as community housing and publicly owned social housing	Total new demolitions and divestments of social housing stock associated with projects <sup>3</sup>	Total new completed dwellings by intended priority cohorts (if applicable)	Total new completed dwellings by Local Government Areas	Funds broken down by recipient	Total additional state contributions (if relevant)
Public housing Committed 56 dwellings. Commenced 160 dwellings. Completed 77 dwellings. Total 293 dwellings.	Nil	12 dwellings - Seniors cohort	City of Cockburn	100% state government.	Nil

Table 3. Summary of total activity over the life of the agreement (as of 31 December 2024)

Dwellings					Funding	
Total dwellings committed, but not commenced or completed	Total dwellings commenced, but not completed	Total dwellings completed	Total number of people/households housed (or expected to be housed)	Number of dwellings operating as community housing and publicly owned social housing	Total funding committed, but not spent	Total funding spent
302 total 160 new builds 122 refurbishments 20 acquisitions	160 total 17 new builds 105 refurbishments 38 acquisitions	104 total 0 new builds 76 refurbishments 28 acquisitions	104 households housed	Public housing 302 committed. 160 commenced. 104 completed.	\$173.47 million	\$33.85 million
Total dwellings by completion date (or expected completion date)	Total demolitions and divestments of social housing stock associated with projects <sup>4</sup>	Total completed dwellings by intended priority cohorts (if applicable)	Total new completed dwellings by Local Government Areas		Funds broken down by recipient	Total additional state contributions (if relevant)
2023-24 27 dwellings. 2024-25 182 dwellings. 2025-26 139 dwellings. 2026-27 153 dwellings. 2027-28 65 dwellings. TOTAL 566 dwellings.	Nil	28 dwellings for elderly	28 dwellings - City of Cockburn		\$207.32 million to state government	Nil

<sup>3</sup> This refers to social housing that was demolished or divested in order to build a Social Housing Accelerator funded project.  
<sup>4</sup> This refers to social housing that was demolished or divested in order to build a Social Housing Accelerator funded project.



Table 4. Announcements related to projects

Project	Date announced	Description	Link
Program 1: New builds	02/09/2024	Delivery of 12 new social homes in southern Perth suburb of Hamilton Hill	<a href="#">Joint media statement - Albanese Government funds \$6.3 million for social housing boost in Perth's southern suburbs   Western Australian Government (www.wa.gov.au)</a>

Section 2: Changes to social housing wait lists (Clause 3.a.iii of the FFA schedule)

Table 5: Changes to social housing wait list times over the period 1 July 2024 to 31 December 2024

Total number of people/households on social housing wait lists (APPLICANTS)		Total number of people/households on social housing added or removed from social housing wait lists				Social housing wait list periods (weeks)	
At 1 July 2024	At 31 December 2024	New applicants added this reporting period	Applicants allocated into housing this reporting period	Removed over this reporting period due to parameter variations <sup>5</sup>	Removed over this reporting period due to policy changes	At 1 July 2024	At 31 December 2024
20,264	21,060		1,377			122	121

Table 6: Changes to social housing wait list times over the life of the agreement (as of 31 December 2024)

Total number of people/households on social housing wait lists		Total number of people/households on social housing added or removed from social housing wait lists				Social housing wait list periods (weeks)	
At 30 June 2023	31 December 2024	New applicants added as of 31 Dec 2024	Applicants allocated into housing as of 31 Dec 2024	Removed as of 31 Dec 2024 due to parameter variations	Removed as of 31 Dec 2024 due to policy changes	At 30 June 2023	At 31 December 2024
19,062	21,060		4,683			105	121

Section 3: Social and affordable housing policy commitments announced or introduced since the previous reporting period (Clause 3.b.i)


Note: the reporting requirements for planning, zoning and land release reforms will be done through the National Planning Reform Blueprint.

Table 7: Social and affordable housing policy commitments

Policy commitment	Date effective	Estimated effect on social and affordable housing supply	Additional comments
<b>New \$400 million Housing Enabling Infrastructure Fund</b>  \$400 million in new funding to deliver critical water and power infrastructure to support a pipeline of residential land supply in priority locations across Perth and regional WA.	Announced 23 December 2024	This initiative will enable an increase in residential land supply in priority locations in Perth and regional WA.	<a href="#">\$400 million fund to unlock housing and land supply   Western Australian Government</a>
<b>New homes to boost WA’s social housing stock</b>  Dwellings added to WA’s social housing stock during the reporting period. Since 2021-22, the State Government has invested \$4.5 billion in Housing & Homelessness initiatives, which includes funding the delivery of more than 5300 additional social homes	Aug–December 2024	Social housing dwellings added to social housing stock, including modular and tiny homes, in metro and regional WA	<a href="#">Three new modular homes delivered to site for seniors in Manjimup   Western Australian Government</a>  <a href="#">New modular tiny homes completed for social housing in Northam   Western Australian Government</a>

<sup>5</sup> Parameter variation refers to applicants removed off social wait lists outside of allocations or policy changes. For example, being found ineligible or because no contact can be made.

			<a href="#">Social and affordable housing boost in Busselton   Western Australian Government</a>  <a href="#">Another thirteen new social homes for Katanning   Western Australian Government (www.wa.gov.au)</a>
<b>Significant investment partnership with Albanese Government to deliver social and affordable homes</b>  Partnership between the Albanese and Cook Labor Governments to deliver almost 1,800 social and affordable homes	Announced 1 December 2024	Agreement through the HAFF and NHAFF to deliver 21 new social housing projects near METRONET stations and on other Government-owned land in one of the single biggest booked to affordable housing stock in the State's history.	<a href="#">Joint media statement - Landmark partnership to deliver nearly 1,800 new social and affordable homes for Western Australians   Western Australian Government</a>
<b>Procurement reforms to assist Community Housing Sector</b>  New procurement processes announced to reduce red tape for Community Housing Providers	Announced 5 August 2024	Streamlined procurement processes announced to reduce unnecessary delays and support Community Housing Sector to deliver new social and affordable housing across Western Australia. Announced to mark the start of Homelessness Week 2024.	<a href="#">Reforms cut red tape to assist community housing providers   Western Australian Government (www.wa.gov.au)</a>



Signature of clearing officer (Deputy Secretary or equivalent): \_\_\_\_\_

Name: \_Leon McIvor\_\_\_\_\_

Position: Deputy Director General\_\_\_\_\_

Date: 02/04/25\_\_

## Social Housing Accelerator – February 2025 Statement of Assurance – South Australia

This Statement of Assurance was due 28 February 2025 and covers the period 1 July 2024 to 31 December 2024.

### Section 1: Social Housing Accelerator dwelling progress (Clauses 3.a.i and 3.a.ii of the FFA schedule)<sup>1,2</sup>

**Table 1. Progress of projects and programs under the Social Housing Accelerator**

Project/program 1: Public Housing Newbuilds and Upgrades						
Number of dwellings expected under this program	Funding committed, but not spent	Funding spent	Type of dwelling	Category of recipient	Intended priority cohorts (if applicable)	Completion date (or expected completion date)
192	\$0 new for 1 July to 31 December 2024.  \$66,200,000 to date.	\$0 new for 1 July to 31 December 2024.  \$0 to date.	Public housing	State government entity	Eligible applicants on the Social Housing Register	2027-2028
Status of dwellings		Amount of additional state funding contribution and link to existing state program (if relevant)	Number of people/households housed (or expected to be housed)	Intended delivery method(s)	Link to project/program identified in implementation plan	Local Government Area(s)
Over the period 1 July to 31 December: 0 newly committed, not commenced or completed 0 newly commenced, but were not completed 0 newly completed  Over the life of the agreement: 192 committed, but not commenced or completed 0 commenced, but not completed 0 completed		\$6,560,000  Funds provided to the Glengowrie Court project through the Public Housing Improvement Program (PHIP) and general public housing maintenance programs <a href="https://www.housing.sa.gov.au/social-housing/public-housing-improvement-program">https://www.housing.sa.gov.au/social-housing/public-housing-improvement-program</a>	354 people / 192 households	74 new builds 118 refurbishments 0 acquisitions	Public Housing Newbuilds and Upgrades	City of Charles Sturt City of Marion City of West Torrens District Council of Ceduna

Project/program 2: Community Housing Investment Fund						
Number of dwellings expected under this program	Funding committed, but not spent	Funding spent	Type of dwelling	Category of recipient	Intended priority cohorts (if applicable)	Completion date (or expected completion date)
127 total	\$0 new for 1 July to 31 December 2024.  \$32,624,894 to date.	\$4,640,432 new for 1 July to 31 December 2024.  \$4,640,432 to date.	Community Housing	State government entity, community housing provider	Eligible applicants on the Social Housing Register: 10 Disability 17 Homeless 16 Domestic Family Violence 9 Older Women and Older Women/Couple 12 Youth 55 Older Women 8 Other	2025-2028

<sup>1</sup> Note there should be no double counting when providing information on dwellings committed, commenced and completed. For example, a dwelling that has commenced construction should just be counted as commenced, not both commenced and committed.

<sup>2</sup> Funding should be reported exclusive of GST



Project/program 2: Community Housing Investment Fund					
Status of dwellings	Amount of additional state funding contribution and link to existing state program (if relevant)	Number of people/households housed (or expected to be housed)	Intended delivery method(s)	Link to project/program identified in implementation plan	Local Government Area(s)
Over the period 1 July to 31 December: 0 newly committed, not commenced or completed 50 newly commenced, but were not completed 0 newly completed  Over the life of the agreement: 77 committed, but not commenced or completed 50 commenced, but not completed 0 completed	\$9,488,379 in total  \$6,233,472 in existing SAHT interest on development properties  \$3,254,795 in divestments (\$1,565,673 realised, \$1,689,232 anticipated)	201 people / 127 households	127 new builds 0 refurbishments 0 acquisitions	Community Housing Investment Fund	City of Marion City of Port Adelaide Enfield City of Onkaparinga City of Charles Sturt City of Prospect

Table 2. Summary of activity over the period 1 July 2024 to 31 December 2024

Dwellings				Funding	
Total dwellings newly committed, but have not commenced or completed construction	Total dwellings commenced, but have not completed construction	Total dwellings newly completed construction	Total number of people/households housed (or expected to be housed)	Total funding newly committed, but not spent	Total funding newly spent
0 total 0 new builds 0 refurbishments 0 acquisitions	50 total 50 new builds 0 refurbishments 0 acquisitions	0 total 0 new builds 0 refurbishments 0 acquisitions	555 people / 319 households	\$0	\$4,640,432 total spent
Number of newly committed, commenced and completed dwellings operating as community housing and publicly owned social housing	Total new demolitions and divestments of social housing stock associated with projects <sup>3</sup>	Total new completed dwellings by intended priority cohorts (if applicable)	Total new completed dwellings by Local Government Areas	Funds broken down by recipient	Total additional state contributions (if relevant)
Community housing 0 committed 50 commenced 0 completed  Publicly owned social housing 0 committed 0 commenced 0 completed	0 demolished 3 divested	0	0	\$1,800,000 spent by Community Housing Ltd  \$2,840,432 spent by Junction Pty Ltd	\$1,565,673 (divestments)

<sup>3</sup> This refers to social housing that was demolished or divested in order to build a Social Housing Accelerator funded project.

Table 3. Summary of total activity over the life of the agreement (as of 31 December 2024)

Dwellings					Funding	
Total dwellings committed, but not commenced or completed	Total dwellings commenced, but not completed	Total dwellings completed	Total number of people/households housed (or expected to be housed)	Number of dwellings operating as community housing and publicly owned social housing	Total funding committed, but not spent	Total funding spent
269 total 201 new builds 118 refurbishments 0 acquisitions	50 total 50 new builds 0 refurbishments 0 acquisitions	0 total 0 new builds 0 refurbishments 0 acquisitions	555 people / 319 households	Community housing 77 committed 50 commenced 0 completed  Publicly owned social housing 192 committed 0 commenced 0 completed	\$98,824,894	\$4,640,432
Total dwellings by completion date (or expected completion date)	Total demolitions and divestments of social housing stock associated with projects <sup>4</sup>	Total completed dwellings by intended priority cohorts (if applicable)	Total new completed dwellings by Local Government Areas		Funds broken down by recipient	Total additional state contributions (if relevant)
December 2025: 6 February 2026: 50 March 2026: 6 August 2026: 21 September 2026: 20 December 2026: 24 June 2027: 112 June 2028: 80	0 demolished 3 divested	0	0		\$66,200,000 provided to state government.  \$11,791,000 provided to Community Housing Ltd (\$1,800,000 spent)  \$14,900,000 to Junction and Women’s Housing (\$2,840,432 spent)  \$1,650,000 to Your Place Housing Ltd  \$8,890,000 to Uniting SA Housing Ltd	\$16,048,379

Table 4. Announcements related to projects

Project	Date announced	Description	Link
		No new announcements	

<sup>4</sup> This refers to social housing that was demolished or divested in order to build a Social Housing Accelerator funded project.

## Section 2: Changes to social housing wait lists (Clause 3.a.iii of the FFA schedule)

Table 5: Changes to social housing wait list times over the period 1 July 2024 to 31 December 2024

Total number of people/households on social housing wait lists		Total number of people/households on social housing added or removed from social housing wait lists				Social housing wait list periods (days)	
At 30 June 2024	At 31 December 2024	New applicants added this reporting period	Applicants allocated into housing this reporting period	Removed over this reporting period due to parameter variations <sup>5</sup>	Removed over this reporting period due to policy changes	At 30 June 2024	At 31 December 2024
16,221	15,570	2,886	1,052	<p>The change in number of applicants from 30/06/2024 (16,221) to 31/12/2024 (15,570) is reflected by:</p> <ul style="list-style-type: none"> <li>- Additional 2,886 new registrations</li> <li>- Less 1,052 allocations to social housing</li> <li>- Less 2,485 parameter variations*</li> </ul> <p>*Parameter variations are the net total of applications that may be cancelled, deferred or reactivated during the period as a result in change in circumstances where housing is no longer required / is required, applicant contact and/or removal of duplicate applications.</p>	N/A Nil policy changes have impacted social housing register counts or eligibility	On average 245 calendar days spent in category 1 before allocation to housing from 01/01/2024 to 30/06/2024.	On average 215 calendar days spent in category 1 before allocation to housing from 30/06/2024 to 31/12/2024.

Table 6: Changes to social housing wait list times over the life of the agreement (as of 31 December 2024)

Total number of people/households on social housing wait lists		Total number of people/households on social housing added or removed from social housing wait lists				Social housing wait list periods (days)	
At 30 June 2023	31 December 2024	New applicants added as of 31 December 2024	Applicants allocated into housing as of 31 December 2024	Removed as of 31 December 2024 due to parameter variations	Removed as of 31 December 2024 due to policy changes	At 30 June 2023	At 31 December 2024
16,685	15,570	7,818	2,846	<p>The change in number of applicants from 30/06/2023 (16,685) to 31/12/2024 (15,570) is reflected by:</p> <ul style="list-style-type: none"> <li>- Additional 7,818 new registrations</li> <li>- Less 2,846 allocations to social housing</li> <li>- Less 6,087 parameter variations*</li> </ul> <p>*Parameter variations are the net total of applications that may be cancelled, deferred or reactivated during the period as a result in change in circumstances where housing is no longer required / is required, applicant contact and/or removal of duplicate applications.</p>	N/A Nil policy changes have impacted social housing register counts or eligibility	On average 221 calendar days spent in category 1 before allocation as at 30/06/2023	On average 215 calendar days spent in category 1 before allocation to housing from 30/06/2024 to 31/12/2024.

<sup>5</sup> Parameter variation refers to applicants removed off social wait lists outside of allocations or policy changes. For example, being found ineligible or because no contact can be made.



Section 3: Social and affordable housing policy commitments announced or introduced since the previous reporting period (Clause 3.b.i)

Note: the reporting requirements for planning, zoning and land release reforms will be done through the National Planning Reform Blueprint.

Table 7: Social and affordable housing policy commitments

Policy commitment	Date effective	Estimated effect on social and affordable housing supply	Additional comments
Nil			

Signature of clearing officer (Deputy Secretary or equivalent): 

Name: Nicholas Symons

Position: Chief Financial Officer, SA Housing Trust

Date: 14/03/2025

Project Type	Project Name	CHP Partner	Status	Construction start date	Development end date	SHAP funding	Total project value	Social housing outcomes
Community Housing	Thrive Tonsley	Junction	Construction Commenced	May 2024	Feb 2026	\$14.9m	\$23.3m	50
	Devonport	Community Housing Ltd	Contract Executed	April 2025	Aug 2026	\$5.1m	\$8.9m	21
	Uniting on Hawker	Uniting SA	Contract Executed	June 2025	Dec 2026	\$7m	\$11.2m	24
	Urban Renewal	YourPlace	Contract Executed	March 2025	March 2026	\$1.6m	\$3.4m	6
	Churchill	Community Housing Ltd	Contract Executed	May 2025	Sept 2026	\$6.5m	\$9m	20
	Kidman Park	Uniting SA	Contract Executed	December 2024	December 2025	\$1.8m	\$3.3m	6
New public housing	Seaton	N/A – SAHT	Not started	2024-25	June 2027	\$12.6m	\$12.6m	22
	Camden Park	N/A – SAHT	Not started	2024-25	June 2027	\$23.7m	\$23.7m	48
	Ceduna Aboriginal Housing	N/A – SAHT	Not started	2024-25	June 2027	\$1.9m	\$1.9m	4
Refurbished public housing	Glengowrie	N/A – SAHT	Not started	2024-25	June 2027	\$7.9m	\$7.9m	38
	Drew Court	N/A – SAHT	Not started	2024-25	June 2028	\$20m	\$20m	80

SAHT = South Australian Housing Trust

Social Housing Accelerator – February 2025 Statement of Assurance – Tasmania - Public

This Statement of Assurance was due 28 February 2025 and covers the period 1 July 2024 to 31 December 2024.

Section 1: Social Housing Accelerator dwelling progress (Clauses 3.a.i and 3.a.ii of the FFA schedule)<sup>1,2</sup>

Table 1. Progress of projects and programs under the Social Housing Accelerator

Project/program 1: Flinders Island						
Number of dwellings expected under this program	Funding committed, but not spent	Funding spent	Type of dwelling	Category of recipient	Intended priority cohorts (if applicable)	Completion date (or expected completion date)
10 total dwellings  8 Accelerator Payment dwellings			Indigenous community housing	Indigenous community housing provider	Aboriginal housing	March 2025 based on current project timeframes
Status of dwellings		Amount of additional state funding contribution and link to existing state program (if relevant)	Number of people/households housed (or expected to be housed)	Intended delivery method	Link to project/program identified in implementation plan	Local Government Area(s)
Over the period 1 July to 31 December: <ul style="list-style-type: none"><li>0 were committed</li><li>8 commenced construction (6 Accelerator funded)</li><li>0 completed construction</li></ul> Over the life of the agreement: <ul style="list-style-type: none"><li>10 committed (8 Accelerator funded)</li><li>10 commenced (8 Accelerator funded)</li><li>0 completed</li></ul>			10 households assisted in total  8 households assisted through Accelerator Payment	New build	Project 1	Flinders Island

<sup>1</sup> Note there should be no double counting when providing information on dwellings committed, commenced and completed. For example, a dwelling that has commenced construction should just be counted as commenced, not both commenced and committed.

<sup>2</sup> Funding should be reported exclusive of GST



Project/program 2: Latrobe						
Number of dwellings expected under this program	Funding committed, but not spent	Funding spent	Type of dwelling	Category of recipient	Intended priority cohorts (if applicable)	Completion date (or expected completion date)
6 total dwellings  5 Accelerator Payment dwellings			Community housing	Community housing provider	Priority social housing applicants	March 2026
Status of dwellings		Amount of additional state funding contribution and link to existing state program (if relevant)	Number of people/households housed (or expected to be housed)	Intended delivery method	Link to project/program identified in implementation plan	Local Government Area(s)
Over the period 1 July to 31 December: <ul style="list-style-type: none"> <li>0 were committed</li> <li>0 commenced construction</li> <li>0 completed construction</li> </ul> Over the life of the agreement: <ul style="list-style-type: none"> <li>6 committed (5 Accelerator funded)</li> <li>0 commenced</li> <li>0 completed</li> </ul>			6 households assisted in total  5 households assisted through Accelerator Payment	New build	Project 2	Latrobe

Project/program 3: Latrobe						
Number of dwellings expected under this program	Funding committed, but not spent	Funding spent	Type of dwelling	Category of recipient	Intended priority cohorts (if applicable)	Completion date (or expected completion date)
23 total dwellings			Community housing	Community housing provider	Priority social housing applicants	March 2026 based on current project timeframes
23 Accelerator Payment dwellings						
Status of dwellings		Amount of additional state funding contribution and link to existing state program (if relevant)	Number of people/households housed (or expected to be housed)	Intended delivery method	Link to project/program identified in implementation plan	Local Government Area(s)
Over the period 1 July to 31 December: <ul style="list-style-type: none"> <li>0 were committed</li> <li>0 commenced construction</li> <li>0 completed construction</li> </ul> Over the life of the agreement: <ul style="list-style-type: none"> <li>23 committed (23 Accelerator funded)</li> <li>0 commenced</li> <li>0 completed</li> </ul>			23 households assisted in total  23 households assisted through Accelerator Payment	New build	Project 3	Latrobe

Project/program 4: Glenorchy						
Number of dwellings expected under this program	Funding committed, but not spent	Funding spent	Type of dwelling	Category of recipient	Intended priority cohorts (if applicable)	Completion date (or expected completion date)
15 total dwellings  14 Accelerator Payment dwellings			Community housing	Homes Tasmania	Priority social housing applicants	April 2026 based on current project timeframes
Status of dwellings		Amount of additional state funding contribution and link to existing state program (if relevant)	Number of people/households housed (or expected to be housed)	Intended delivery method	Link to project/program identified in implementation plan	Local Government Area(s)
Over the period 1 July to 31 December: <ul style="list-style-type: none"> <li>0 were committed</li> <li>0 commenced construction</li> <li>0 completed construction</li> </ul> Over the life of the agreement: <ul style="list-style-type: none"> <li>15 committed (14 Accelerator funded)</li> <li>0 commenced</li> <li>0 completed</li> </ul>			15 households assisted in total  15 households assisted through Accelerator Payment	New build	Project 4	Glenorchy

Project/program 5: Glenorchy						
Number of dwellings expected under this program	Funding committed, but not spent	Funding spent	Type of dwelling	Category of recipient	Intended priority cohorts (if applicable)	Completion date (or expected completion date)
23 total dwellings  20 Accelerator Payment dwellings			Community housing	Homes Tasmania	Priority social housing applicants	August 2026 based on current project timeframes
Status of dwellings		Amount of additional state funding contribution and link to existing state program (if relevant)	Number of people/households housed (or expected to be housed)	Intended delivery method	Link to project/program identified in implementation plan	Local Government Area(s)
Over the period 1 July to 31 December: <ul style="list-style-type: none"> <li>0 were committed</li> <li>0 commenced construction</li> <li>0 completed construction</li> </ul> Over the life of the agreement: <ul style="list-style-type: none"> <li>23 committed (20 Accelerator funded)</li> <li>0 commenced</li> <li>0 completed</li> </ul>			23 households assisted in total  20 households assisted through Accelerator Payment	New build	Project 5	Glenorchy



Project/program 6: Hobart						
Number of dwellings expected under this program	Funding committed, but not spent	Funding spent	Type of dwelling	Category of recipient	Intended priority cohorts (if applicable)	Completion date (or expected completion date)
38 total dwellings			Community housing	Community housing provider	Priority social housing applicants – women aged 55 or older	October 2026 based on current project timeframes
38 Accelerator Payment dwellings						
Status of dwellings		Amount of additional state funding contribution and link to existing state program (if relevant)	Number of people/households housed (or expected to be housed)	Intended delivery method	Link to project/program identified in implementation plan	Local Government Area(s)
Over the period 1 July to 31 December: <ul style="list-style-type: none"> <li>0 were committed</li> <li>0 commenced construction</li> <li>0 completed construction</li> </ul> Over the life of the agreement: <ul style="list-style-type: none"> <li>38 committed (38 Accelerator funded)</li> <li>0 commenced</li> <li>0 completed</li> </ul>			38 households assisted in total  38 households assisted through Accelerator Payment	New build	Project 6	Hobart

Project/program 7: Hobart						
Number of dwellings expected under this program	Funding committed, but not spent	Funding spent	Type of dwelling	Category of recipient	Intended priority cohorts (if applicable)	Completion date (or expected completion date)
13 total dwellings  8 Accelerator Payment dwellings			Community housing	Community housing provider	Priority social housing applicants – women aged 55 or older	March 2026 based on current project timeframes
Status of dwellings		Amount of additional state funding contribution and link to existing state program (if relevant)	Number of people/households housed (or expected to be housed)	Intended delivery method	Link to project/program identified in implementation plan	Local Government Area(s)
Over the period 1 July to 31 December: <ul style="list-style-type: none"> <li>0 were committed</li> <li>0 commenced construction</li> <li>0 completed construction</li> </ul> Over the life of the agreement: <ul style="list-style-type: none"> <li>13 committed (8 Accelerator funded)</li> <li>0 commenced</li> <li>0 completed</li> </ul>			13 households assisted in total  8 households assisted through Accelerator Payment	Redevelopment	Project 7	Hobart

Table 2. Summary of activity over the period 1 July 2024 to 31 December 2024

Dwellings				Funding	
Total dwellings newly committed, but have not commenced or completed construction	Total dwellings commenced, but have not completed construction	Total dwellings newly completed construction	Total number of people/households housed (or expected to be housed)	Total funding newly committed, but not spent	Total funding newly spent
There are 0 dwellings committed	There have been 8 dwellings commenced between 1 July to 31 December 2024	There have been no dwellings completed as at 31 December 2024	There have been no households housed as at 31 December 2024	There have been no newly committed Accelerator payment funds.	
Number of newly committed, commenced and completed dwellings operating as community housing and publicly owned social housing	Total new demolitions and divestments of social housing stock associated with projects <sup>3</sup>	Total new completed dwellings by intended priority cohorts (if applicable)	Total new completed dwellings by Local Government Areas	Funds broken down by recipient	Total additional state contributions (if relevant)
Community housing <ul style="list-style-type: none"> <li>• 0 committed</li> <li>• 8 commenced (Indigenous community housing)</li> <li>• 0 completed</li> </ul> All projects are community housing, there are no projects that will be managed by Homes Tasmania for public housing	Over the period 1 July to 31 December: <ul style="list-style-type: none"> <li>• 0 demolished</li> <li>• 0 divested</li> </ul>	There have been no dwellings completed as at 31 December 2024	There have been no dwellings completed as at 31 December 2024		

<sup>3</sup> This refers to social housing that was demolished or divested in order to build a Social Housing Accelerator funded project.

**Table 3. Summary of total activity over the life of the agreement (as of 31 December 2024)**

Dwellings					Funding	
Total dwellings committed, but not commenced or completed	Total dwellings commenced, but not completed	Total dwellings completed	Total number of people/households housed (or expected to be housed)	Number of dwellings operating as community housing and publicly owned social housing	Total funding committed, but not spent	Total funding spent
<p>There are 118 total dwellings committed</p> <p>There are 108 Accelerator Payment dwellings committed</p> <p>All projects are new builds. Project 7 is a redevelopment of an existing site</p>	<p>There have been 10 dwellings (8 Accelerator funded) commenced as at 31 December 2024</p>	<p>There have been no dwellings completed as at 31 December 2024</p>	<p>There have been no households housed as at 31 December 2024</p>	<p>Community housing</p> <ul style="list-style-type: none"> <li>• 118 committed</li> <li>• 10 commenced (Indigenous community housing)</li> <li>• 0 completed</li> </ul> <p>All projects are community housing, there are no projects that will be managed by Homes Tasmania for public housing</p>	<p>There are \$47,117,713 funds committed, but not spent as at 31 December 2024.</p>	<p>There are \$2,882,287 total funds spent as at 31 December 2024</p>
Total dwellings by completion date (or expected completion date)	Total demolitions and divestments of social housing stock associated with projects <sup>4</sup>	Total completed dwellings by intended priority cohorts (if applicable)	Total new completed dwellings by Local Government Areas		Funds broken down by recipient	Total additional state contributions (if relevant)
<p>Expected completions dates are:</p> <ul style="list-style-type: none"> <li>• 10 dwellings – March 2025</li> <li>• 42 dwellings – March 2026</li> <li>• 15 dwellings – April 2026</li> <li>• 23 dwellings – August 2026</li> <li>• 38 dwellings – October 2026</li> </ul>	<p>Over the period 1 July to 31 December:</p> <ul style="list-style-type: none"> <li>• 0 demolished</li> <li>• 0 divested</li> </ul>	<p>There have been no dwellings completed as at 31 December 2024</p>	<p>There have been no dwellings completed as at 31 December 2024</p>			<p>There are \$6,325,000 additional Homes Tasmania capital contributions committed</p>

**Table 4. Announcements related to projects**

Project	Date announced	Description	Link
Project 5	11/07/2024	Media event for the announcement for 23 units of infill development Media Event with Minister Collins and Minister Ellis	<a href="#">New partnership to deliver more homes for Tasmanians   Treasury Ministers</a>

<sup>4</sup> This refers to social housing that was demolished or divested in order to build a Social Housing Accelerator funded project.



## Section 2: Changes to social housing wait lists (Clause 3.a.iii of the FFA schedule)

**Table 5: Changes to social housing wait list times over the period 1 July 2024 to 31 December 2024**

Total number of people/households on social housing wait lists		Total number of people/households on social housing added or removed from social housing wait lists				Social housing wait list periods (days)	
At 1 July 2024	At 31 December 2024	New applicants added this reporting period	Applicants allocated into housing this reporting period	Removed over this reporting period due to parameter variations <sup>5</sup>	Removed over this reporting period due to policy changes	At 1 July 2024	At 31 December 2024
There were 4,709 applicants on the Housing Register as at 1 July 2024	There were 4,866 applicants on the Housing Register as at 31 December 2024	There were 2,183 new applicants on the Housing Register from 1 July to 31 December 2024	There were 544 households housed into social housing from the Housing Register from 1 July to 31 December 2024	There were 1,482 applicants removed from the Housing Register from 1 July to 31 December 2024	There have been no households removed from the Housing Register due to policy changes from 1 July to 31 December 2024	The average wait time for people who were waiting for social housing on the Housing Register was 76.1 weeks as at 1 July 2024	The average wait time for people who were waiting for social housing on the Housing Register was 74.2 weeks as at 31 December 2024

**Table 6: Changes to social housing wait list times over the life of the agreement (as of 31 December 2024)**

Total number of people/households on social housing wait lists		Total number of people/households on social housing added or removed from social housing wait lists				Social housing wait list periods (days)	
At 30 June 2023	31 December 2024	New applicants added as of 31 December 2024	Applicants allocated into housing as of 31 December 2024	Removed as of 31 December 2024 due to parameter variations	Removed as of 31 December 2024 due to policy changes	At 30 June 2023	At 31 December 2024
There were 4,598 applicants on the Housing Register as at 30 June 2023	There were 4,866 applicants on the Housing Register as at 31 December 2024	There were 6,140 new applicants on Housing Register from 30 June 2023 to 31 December 2024	There were 1,529 households housed into social housing from the Housing Register from 30 June 2023 to 31 December 2024	There were 4,343 applicants removed from the Housing Register from 30 June 2023 to 31 December 2024	There have been no households removed from the Housing Register due to policy changes from 31 December 2023 to 30 June 2024	The average wait time for people who were waiting for social housing on the Housing Register was 74.4 weeks as at 30 June 2023	The average wait time for people who were waiting for social housing on the Housing Register was 74.2 weeks as at 31 December 2024

<sup>5</sup> Parameter variation refers to applicants removed off social wait lists outside of allocations or policy changes. For example, being found ineligible or because no contact can be made.

### Section 3: Social and affordable housing policy commitments announced or introduced since the previous reporting period (Clause 3.b.i)

**Note: the reporting requirements for planning, zoning and land release reforms will be done through the National Planning Reform Blueprint.**

**Table 7: Social and affordable housing policy commitments**

Policy commitment	Date effective	Estimated effect on social and affordable housing supply	Additional comments
Provide immediate incentives to bring forward several larger residential apartment developments (minimum 25 units) by Homes Tasmania guaranteeing the purchase of 10 per cent of units off the plan to be managed as affordable rental housing	19 July 2024	Estimated increase of approximately 15 dwellings to be managed as affordable housing, potentially to accommodate key workers	
Providing \$3 million for a key worker accommodation pilot KeyHomes	Delivery of pilot to Government by 31 December 2024	KeyHomes pilot seeks to deliver more affordable rental accommodation for essential workers on the West Coast. A successful model can then be replicated across Tasmania	This commitment focuses on delivering a key worker accommodation pilot to unlock investment for more housing and deliver more accommodation for key workers
Expansion of MyHome shared equity program	19 July 2024	Projected to increase the number of households accessing the shared equity affordable home ownership program from approximately 300 per annum in 2023-24 to approximately 400 per annum in 2024-25	The expanded MyHome program commenced on 1 July 2024, which: <ul style="list-style-type: none"> <li>Increased the maximum shared equity from \$200,000 to \$300,000 or 40 per cent (whichever is the lesser amount) of the purchase price for purchasers of new homes or house and land packages</li> <li>Lifted the income limits by 25 per cent for co-owners to qualify for new construction: currently \$107,580 combined, to \$134,475 (an increase of \$26,895)</li> </ul>
Unlock more affordable rentals by boosting the Private Rental Incentive program with an additional 200 homes	TBC	Increase the existing Private Rental Incentive program from 200 to 400 subsidised affordable rental dwellings	Loreto Community Housing is contracted by Homes Tasmania to deliver the Private Rental Incentive program  In 2024, a new program model was developed to support the expanded program, which will allow more Tasmanians to secure an affordable private rental
Deliver up to 100 more Rapid Rehousing homes for women and children escaping family violence	TBC	Increasing the existing Rapid Rehousing program from 50 to 150 subsidised rental dwellings	Rapid Rehousing is a partnership between Homes Tasmania, Safe Families Coordination Unit, Loreto Community Housing and Housing Connect  In 2024, a new program model was developed to support the expanded program, which will allow more people on the Housing Register to be allocated safe, secure and affordable housing more quickly
Teacher residences program – Providing \$15 million to rebuild or upgrade teacher residences across Tasmania	25 September 2024 (TBC)	Ensure teachers in regional and remote parts of Tasmania have access to affordable modern rental homes that are fit-for-purpose	Tenders were released in November 2024 for upgrades to teacher residences on Tasmania's West Coast. New teacher residences will be delivered in areas of greatest demand across the State

Signature of clearing officer (Deputy Secretary or equivalent)



**Name:** Denise McIntyre

**Position:** Deputy Secretary

**Date:** 14/03/2025

## Social Housing Accelerator – February 2025 Statement of Assurance – [Northern Territory]

This Statement of Assurance was due 28 February 2025 and covers the period 1 July 2024 to 31 December 2024.

### Section 1: Social Housing Accelerator dwelling progress (Clauses 3.a.i and 3.a.ii of the FFA schedule)<sup>1,2</sup>

Table 1. Progress of projects and programs under the Social Housing Accelerator

Project/program 1: New Public Housing 2023-2024 to 2027-28 Greater Darwin Up to 37 additional public housing dwellings						
Number of dwellings expected under this program	Funding committed, but not spent	Funding spent	Type of dwelling	Category of recipient	Intended priority cohorts (if applicable)	Completion date (or expected completion date)
37	\$416,491.18 new for 1 July to 31 December 2024.  \$4,557,548.38 to date.	\$485,539.14 new for 1 July to 31 December 2024.  \$926,610.02 to date.	Public housing	Northern Territory Government, CEO (Housing)	Eligible public housing applicants including Aboriginal people, Seniors and DFSV	8 commenced – expected completion date 30 June 2025.
Status of dwellings		Amount of additional state funding contribution and link to existing state program (if relevant)	Number of people/households housed (or expected to be housed)	Intended delivery method(s)	Link to project/program identified in implementation plan	Local Government Area(s)

<sup>1</sup> Note there should be no double counting when providing information on dwellings committed, commenced and completed. For example, a dwelling that has commenced construction should just be counted as commenced, not both commenced and committed.

<sup>2</sup> Funding should be reported exclusive of GST



OFFICIAL

Over the period 1 July to 31 December: 0 newly committed 8 newly commenced, but were not completed 0 newly completed  Over the life of the agreement: 0 committed 8 commenced 0 completed	\$1,205,000 land contribution across 4 vacant lots	37	37 new builds 0 refurbishments 0 acquisitions	Greater Darwin	City of Darwin City of Palmerston Litchfield Shire
---	--	----	---	----------------	--

Project/program 1: New Public Housing 2023-2024 to 2027-28 Alice Springs Up to 18 additional public housing dwellings						
Number of dwellings expected under this program	Funding committed, but not spent	Funding spent	Type of dwelling	Category of recipient	Intended priority cohorts (if applicable)	Completion date (or expected completion date)
18	\$260,884.47 new for 1 July to 31 December 2024.	\$134,638.14 new for 1 July to 31 December 2024.	Public housing	Northern Territory Government, CEO (Housing)	Eligible public housing applicants including Aboriginal people, Seniors and DFSV	2026 - 2027
	\$260,884.47 to date.	\$134,638.14 to date.				
Status of dwellings		Amount of additional state funding contribution and link to existing state program (if relevant)	Number of people/households housed (or expected to be housed)	Intended delivery method(s)	Link to project/program identified in implementation plan	Local Government Area(s)
Over the period 1 July to 31 December: 0 newly committed, not commenced or completed		\$0	18	18 new builds 0 refurbishments 0 acquisitions	Alice Springs	Alice Springs Town Council

OFFICIAL

OFFICIAL

0 newly commenced, but were not completed 0 newly completed  Over the life of the agreement: 0 committed, but not commenced or completed 0 commenced, but not completed 0 completed					
---	--	--	--	--	--

Project/program 1: New Public Housing 2023-2024 to 2027-28 Tennant Creek Up to 4 additional public housing dwellings						
Number of dwellings expected under this program	Funding committed, but not spent	Funding spent	Type of dwelling	Category of recipient	Intended priority cohorts (if applicable)	Completion date (or expected completion date)
4	\$0 new for 1 July to 31 December 2024.  \$0 to date.	\$0 new for 1 July to 31 December 2024.  \$0 to date.	Public housing	Northern Territory Government, CEO (Housing)	Eligible public housing applicants including Aboriginal people, Seniors and DFSV	2026 - 2027
Status of dwellings		Amount of additional state funding contribution and link to existing state program (if relevant)	Number of people/households housed (or expected to be housed)	Intended delivery method(s)	Link to project/program identified in implementation plan	Local Government Area(s)
Over the period 1 July to 31 December: 0 newly committed, not commenced or completed 0 newly commenced, but were not completed 0 newly completed		\$0	4	4 new builds 0 refurbishments 0 acquisitions	Tennant Creek	Barkly Regional Council

OFFICIAL



OFFICIAL

Over the life of the agreement: 0 committed, but not commenced or completed 0 commenced, but not completed 0 completed					
---	--	--	--	--	--

Project/program 1: New Public Housing 2023-2024 to 2027-28 Katherine Up to 16 additional public housing dwellings						
Number of dwellings expected under this program	Funding committed, but not spent	Funding spent	Type of dwelling	Category of recipient	Intended priority cohorts (if applicable)	Completion date (or expected completion date)
16	\$0 new for 1 July to 31 December 2024.  \$0 to date.	\$0 new for 1 July to 31 December 2024.  \$0 to date.	Public housing	Northern Territory Government, CEO (Housing)	Eligible public housing applicants including Aboriginal people, Seniors and DFSV	2026 - 2027
Status of dwellings		Amount of additional state funding contribution and link to existing state program (if relevant)	Number of people/households housed (or expected to be housed)	Intended delivery method(s)	Link to project/program identified in implementation plan	Local Government Area(s)
Over the period 1 July to 31 December: 0 newly committed, not commenced or completed 0 newly commenced, but were not completed 0 newly completed  Over the life of the agreement:		\$0	16	16 new builds 0 refurbishments 0 acquisitions	Katherine	Katherine Town Council

OFFICIAL

0 committed, but not commenced or completed 0 commenced, but not completed 0 completed					
--	--	--	--	--	--

Project/program 2: New Social Housing 2023-2024 to 2027-28 (minimum 25 dwellings)						
Number of dwellings expected under this program	Funding committed, but not spent	Funding spent	Type of dwelling	Category of recipient	Intended priority cohorts (if applicable)	Completion date (or expected completion date)
23 (Reduction of 2, due to outcome of Request for Proposal)	\$8,391,202.15 new for 1 July to 31 December 2024.  \$8,391,202.15 to date.	\$4,108,797.85 new for 1 July to 31 December 2024.  \$4,108,797.85 to date.	CHP – Social Housing	CHP	Eligible people on very low incomes, homelessness, Seniors, DFSV	2027 - 2028
Status of dwellings		Amount of additional state funding contribution and link to existing state program (if relevant)	Number of people/households housed (or expected to be housed)	Intended delivery method(s)	Link to project/program identified in implementation plan	Local Government Area(s)
Over the period 1 July to 31 December: 0 committed 23 commenced  0 newly completed  Over the life of the agreement: 0 committed 23 commenced 0 completed		\$455,000.00 from 2024 program land contribution across 2 vacant lots	23 Households expected to be housed	23 new builds 0 refurbishments 0 acquisitions	Greater Darwin Tennant Creek Alice Springs	Barkly Regional Council Alice Springs Town Council City of Darwin City of Palmerston

OFFICIAL



Table 2. Summary of activity over the period 1 July 2024 to 31 December 2024

Dwellings				Funding	
Total dwellings newly committed, but have not commenced or completed construction	Total dwellings commenced, but have not completed construction	Total dwellings newly completed construction	Total number of people/households housed (or expected to be housed)	Total funding newly committed, but not spent	Total funding newly spent
0 total 0 new builds 0 refurbishments 0 acquisitions	31 total 31 new builds 0 refurbishments 0 acquisitions	0 total 0 new builds 0 refurbishments 0 acquisitions	31 households	\$9,068,577.80	\$4,728,975.13
Number of newly committed, commenced and completed dwellings operating as community housing and publicly owned social housing	Total new demolitions and divestments of social housing stock associated with projects <sup>3</sup>	Total new completed dwellings by intended priority cohorts (if applicable)	Total new completed dwellings by Local Government Areas	Funds broken down by recipient	Total additional state contributions (if relevant)

<sup>3</sup> This refers to social housing that was demolished or divested in order to build a Social Housing Accelerator funded project.

Community housing 0 committed 23 commenced 0 completed	0 demolished 0 divested	NIL	NIL	\$620,177.28 provided to state government.	\$455,000.00 newly committed from 2024 program land contribution across 2 vacant lots
Publicly owned social housing 0 committed 8 commenced 0 completed				\$8,391,202.15 provided to community housing providers	\$455,000.00 newly spent

Table 3. Summary of total activity over the life of the agreement (as of 31 December 2024)

Dwellings					Funding	
Total dwellings committed, but not commenced or completed	Total dwellings commenced, but not completed	Total dwellings completed	Total number of people/households housed (or expected to be housed)	Number of dwellings operating as community housing and publicly owned social housing	Total funding committed, but not spent	Total funding spent
0 total 0 new builds 0 refurbishments 0 acquisitions	31 total 31 new builds 0 refurbishments 0 acquisitions	0 total 0 new builds 0 refurbishments 0 acquisitions	31	Community housing 23 committed 0 commenced 0 completed  Publicly owned social housing 0 committed 8 commenced 0 completed	\$4,818,432.85 provided to state government.  \$8,391,202.15 provided to community housing providers	\$5,170,046.01



Total dwellings by completion date (or expected completion date)	Total demolitions and divestments of social housing stock associated with projects <sup>4</sup>	Total completed dwellings by intended priority cohorts (if applicable)	Total new completed dwellings by Local Government Areas	Funds broken down by recipient	Total additional state contributions (if relevant)
NIL Completed 8 dwellings due for completion 30 June 2025 23 dwellings expected to be completed 2026/2027 Financial Year.	5 demolished 0 divested	NIL	NIL	\$1,061,248.16 provided to state government.  \$4,108,797.85 provided to community housing provider	\$1,205,000

Table 4. Announcements related to projects

Project	Date announced	Description	Link
\$50 million Social Housing Accelerator payment	Announced 20/11/2023	Joint media release - The Hon Julie Collins MP Minister for Housing, Minister for Homelessness, Minister for Small Business with Northern Territory Government. New partnership (Albanese Government with the Northern Territory Government) to deliver up to 100 new homes for the Northern Territory.	<a href="https://ministers.treasury.gov.au/ministers/julie-collins-2022/media-releases/new-partnership-deliver-100-new-homes-nt">https://ministers.treasury.gov.au/ministers/julie-collins-2022/media-releases/new-partnership-deliver-100-new-homes-nt</a>

<sup>4</sup> This refers to social housing that was demolished or divested in order to build a Social Housing Accelerator funded project.

## OFFICIAL

\$50 million Social Housing Accelerator payment	Announced 23/11/2023	Northern Territory Government announced the \$50 million from the Federal Government as part of the Social Housing Accelerator payment, will fund up to 100 new urban social housing homes.	<a href="https://createsend.com/t/t-CD151E0B1D4B13482540EF23F30FEDED">https://createsend.com/t/t-CD151E0B1D4B13482540EF23F30FEDED</a>
Project/program 1a: New Public Housing 2023-24 to 2027-28 Greater Darwin up to 37 additional public housing dwellings	Announced 17/12/2023	Northern Territory Government announced the tender for the construction of the first eight of 100 new social homes across the Northern Territory has been released. The first eight homes will be constructed on vacant lots in Rapid Creek, Tiwi, and Wanguri, with a one bedroom and a two-bedroom home constructed on each lot.	<a href="https://newsroom.nt.gov.au/article?id=5025e9b9b46e220bf5adb659e0657afa">https://newsroom.nt.gov.au/article?id=5025e9b9b46e220bf5adb659e0657afa</a>
Project/program 1a: New Public Housing 2023-24 to 2027-28 Greater Darwin up to 37 additional public housing dwellings	Announced 13/05/2024	Northern Territory Government announced a Territory company has been awarded a \$3.6 million contract to build eight homes across Darwin's northern suburbs, in the first tranche of a \$50 million urban housing investment.	<a href="https://newsroom.nt.gov.au/article?id=355ad748bbc63418ce7ced7ef5b64a1d">https://newsroom.nt.gov.au/article?id=355ad748bbc63418ce7ced7ef5b64a1d</a>
February 2024 Statement of Assurance	Announced 05/07/2024	Public release of the February 2024 Statement of Assurance - available on the Australian Government Treasury website.	<a href="https://treasury.gov.au/sites/default/files/2024-06/combined-statements-of-assurance.pdf">https://treasury.gov.au/sites/default/files/2024-06/combined-statements-of-assurance.pdf</a>

## OFFICIAL



## Section 2: Changes to social housing wait lists (Clause 3.a.iii of the FFA schedule)

Table 5: Changes to social housing wait list times over the period 1 July 2024 to 31 December 2024

Total number of people/households on social housing wait lists		Total number of people/households on social housing added or removed from social housing wait lists				Social housing wait list periods (days)	
At 30 June 2024	At 31 December 2024	New applicants added this reporting period	Applicants allocated into housing this reporting period	Removed over this reporting period due to parameter variations <sup>5</sup>	Removed over this reporting period due to policy changes	At 30 June 2024	At 31 December 2024
6,224	6,342	567	206	280	N/A	N/A	N/A

\*Includes 37 new waitlist entries added in the period as a result of Primary Client deceased. This data is provided at a point in time and may be subject to variations which are due to manual changes to data in waitlist applications, that are not captured in reportable fields.

Table 6: Changes to social housing wait list times over the life of the agreement (as of 31 December 2024)

Total number of people/households on social housing wait lists		Total number of people/households on social housing added or removed from social housing wait lists				Social housing wait list periods (days)	
At 30 June 2023	31 December 2024	New applicants added as of 30 June 2024	Applicants allocated into housing as of 30 June 2024	Removed as of 30 June 2024 due to parameter variations	Removed as of 30 June 2024 due to policy changes	At 30 June 2023	At 31 December 2024
5,806	6,342	1,528	778	522	N/A	N/A	N/A

\*Includes 308 new waitlist entries added in the period as a result of Primary Client deceased. This data is provided at a point in time and may be subject to variations which are due to manual changes to data in waitlist applications, that are not captured in reportable fields.

**Estimated Urban Public Housing Wait Times as at 30 June 2024**

Estimated Wait Times for Public Housing (Years)						
Region	General Wait Times			Priority Wait Times		
	1-Bedroom	2-Bedroom	≥3-Bedroom	1-Bedroom	2-Bedroom	≥3-Bedroom
Darwin/Casuarina	8-10	6-8	6-8	6-8	4-6	4-6
Palmerston	8-10	4-6	4-6	6-8	4-6	4-6
Katherine	8-10	6-8	8-10	6-8	6-8	6-8
Nhulunbuy	8-10	8-10	8-10	4-6	8-10	6-8
Tennant Creek	8-10	8-10	8-10	8-10	4-6	4-6
Alice Springs	8-10	6-8	8-10	8-10	8-10	8-10

<sup>5</sup> Parameter variation refers to applicants removed off social wait lists outside of allocations or policy changes. For example, being found ineligible or because no contact can be made.

<sup>6</sup> Total prepared for the life of the agreement adjustments to data in the previous reporting period. For example, cancelled housing applications are subject to appeal and may be reinstated in a future reporting period.

**Estimated Urban Public Housing Wait Times as at 31 December 2024**

Estimated Wait Times for Public Housing (Years)						
Region	General Wait Times			Priority Wait Times		
	1-Bedroom	2-Bedroom	≥3-Bedroom	1-Bedroom	2-Bedroom	≥3-Bedroom
Darwin/Casuarina	8-10	6-8	8-10	6-8	4-6	4-6
Palmerston	8-10	4-6	4-6	6-8	4-6	4-6
Katherine	8-10	6-8	8-10	6-8	6-8	4-6
Nhulunbuy	8-10	8-10	8-10	4-6	8-10	8-10
Tennant Creek	8-10	6-8	6-8	8-10	2-4	6-8
Alice Springs	8-10	8-10	8-10	8-10	8-10	8-10



### Section 3: Social and affordable housing policy commitments announced or introduced since the previous reporting period (Clause 3.b.i)


Note: the reporting requirements for planning, zoning and land release reforms will be done through the National Planning Reform Blueprint.

Table 7: Social and affordable housing policy commitments

Policy commitment	Date effective	Estimated effect on social and affordable housing supply	Additional comments
Increasing safety for public housing tenants	24/12/2024	Mission Australia is delivering the Supported and Safe Integrated Tenancy Program Pilot at the Litchfield Court public housing complex in Darwin.	<a href="#">Article   Northern Territory Government Newsroom</a>
Transforming public housing in Palmerston	18/12/2024	The Northern Territory Government is transferring the management of 100 public housing properties in Palmerston to the community housing sector.	<a href="#">Article   Northern Territory Government Newsroom</a>
Transforming public housing in Alice Springs	21/10/2024	The Northern Territory Government is transferring management of 100 public housing properties in Alice Springs to the community housing sector to help create better outcomes for social housing tenants.	<a href="#">Article   Northern Territory Government Newsroom</a>
Housing deal paves the way for new homes in Tennant Creek	27/07/2024	People in need of safe, secure and affordable housing in Tennant Creek will benefit from the construction of 12 new homes thanks to a \$6.9 million partnership between the Territory Labor Government, the Commonwealth Government,	<a href="#">Article   Northern Territory Government Newsroom</a>

OFFICIAL

		Housing Australia and Venture Housing Company.	
--	--	---	--

Signature of clearing officer (Deputy Secretary or equivalent):  Name: AMELIA VELAZQUEZ  
Position: Chief Executive Officer Date: 30/4/2025

OFFICIAL



## Social Housing Accelerator – February 2025 Statement of Assurance – ACT

This Statement of Assurance was due 28 February 2025 and covers the period 1 July 2024 to 31 December 2024.

### Section 1: Social Housing Accelerator dwelling progress (Clauses 3.a.i and 3.a.ii of the FFA schedule)<sup>1,2</sup>

Table 1. Progress of projects and programs under the Social Housing Accelerator

Project/program 1: Component 1 – Purchase of new properties by ACT Housing						
Number of dwellings expected under this program	Funding committed, but not spent	Funding spent	Type of dwelling	Category of recipient	Intended priority cohorts (if applicable)	Completion date (or expected completion date)
35-40	\$11.410m funding committed between 1 July 2024 to 31 December 2024.  \$11.410m to date.	\$1.255m funding spent between 1 July 2024 to 31 December 2024.  \$1.255m to date.	Public Housing	State government entity	N/A	Expected completion by December 2025.
Status of dwellings		Amount of additional state funding contribution and link to existing state program (if relevant)	Number of people/households housed (or expected to be housed)	Intended delivery method(s)	Link to project/program identified in implementation plan	Local Government Area(s)
Over the period 1 July to December 2024: 0 newly committed, not commenced or completed 17 newly commenced, but were not completed 0 newly completed  Over the life of the agreement: 0 committed, but not commenced or completed 17 commenced, but not completed 0 completed  17 dwellings have been acquired via the Expression of Interest (EOI) mechanism and construction has commenced. Additional EOIs for the purchase of new properties are being assessed to deliver the ACT Government's commitments through the Social Housing Accelerator.		N/A	35-40 households expected to be housed.	17 acquisitions	Component 1 – Purchase of new properties by Housing ACT	N/A

<sup>1</sup> Note there should be no double counting when providing information on dwellings committed, commenced and completed. For example, a dwelling that has commenced construction should just be counted as commenced, not both commenced and committed.

<sup>2</sup> Funding should be reported exclusive of GST

Project/program 2: Component 2 – New builds and Owned by ACT Housing						
Number of dwellings expected under this program	Funding committed, but not spent	Funding spent	Type of dwelling	Category of recipient	Intended priority cohorts (if applicable)	Completion date (or expected completion date)
20-25	\$0	\$0	Public housing	State government entity	N/A	N/A
Status of dwellings		Amount of additional state funding contribution and link to existing state program (if relevant)	Number of people/households housed (or expected to be housed)	Intended delivery method(s)	Link to project/program identified in implementation plan	Local Government Area(s)
<p>Over the period 1 July to 31 December 2024:</p> <p>0 newly committed, not commenced or completed</p> <p>0 newly commenced, but were not completed</p> <p>0 newly completed</p> <p>Over the life of the agreement:</p> <p>0 committed, but not commenced or completed</p> <p>0 commenced, but not completed</p> <p>0 completed</p> <p>The ACT Government continues to investigate suitable land sites for new builds. Should suitable land sites not be available within the timeframe funding may be redirected to acquisitions as noted in the ACT implementation plan.</p>		N/A	20-25 households	New builds	Component 2 – New builds and owned by Housing ACT	N/A

Table 2. Summary of activity over the period 1 July 2024 to 31 December 2024

Dwellings				Funding	
Total dwellings newly committed, but have not commenced or completed construction	Total dwellings commenced, but have not completed construction	Total dwellings newly completed construction	Total number of people/households housed (or expected to be housed)	Total funding newly committed, but not spent	Total funding newly spent
0 total 0 new builds 0 refurbishments 0 acquisitions	17 total 0 new builds 0 refurbishments 17 acquisitions	0 total 0 new builds 0 refurbishments 0 acquisitions	17 households	\$11.410m	\$1.255m
Number of newly committed, commenced and completed dwellings operating as community housing and publicly owned social housing	Total new demolitions and divestments of social housing stock associated with projects <sup>3</sup>	Total new completed dwellings by intended priority cohorts (if applicable)	Total new completed dwellings by Local Government Areas	Funds broken down by recipient	Total additional state contributions (if relevant)
0	0	0	N/A	N/A	N/A

<sup>3</sup> This refers to social housing that was demolished or divested in order to build a Social Housing Accelerator funded project.

Table 3. Summary of total activity over the life of the agreement (as of 31 December 2024)

Dwellings					Funding	
Total dwellings committed, but not commenced or completed	Total dwellings commenced, but not completed	Total dwellings completed	Total number of people/households housed (or expected to be housed)	Number of dwellings operating as community housing and publicly owned social housing	Total funding committed, but not spent	Total funding spent
0 total 0 new builds 0 refurbishments 0 acquisitions	17 total 0 new builds 0 refurbishments 17 acquisitions	0 total 0 new builds 0 refurbishments 0 acquisitions	17 households	N/A	\$11.410m	\$1.255m
Total dwellings by completion date (or expected completion date)	Total demolitions and divestments of social housing stock associated with projects <sup>4</sup>	Total completed dwellings by intended priority cohorts (if applicable)	Total new completed dwellings by Local Government Areas		Funds broken down by recipient	Total additional state contributions (if relevant)
17 dwellings expected completion by December 2025.	0	N/A	N/A		N/A	N/A

Table 4. Announcements related to projects

Project	Date announced	Description	Link
N/A	N/A	N/A	N/A

## Section 2: Changes to social housing wait lists (Clause 3.a.iii of the FFA schedule)

Table 5: Changes to social housing wait list times over the period 1 July 2024 to 31 December 2024

Total number of people/households on social housing wait lists		Total number of people/households on social housing added or removed from social housing wait lists				Social housing wait list periods (days)	
At 1 July 2024	At 31 December 2024	New applicants added this reporting period	Applicants allocated into housing this reporting period	Removed over this reporting period due to parameter variations <sup>5</sup>	Removed over this reporting period due to policy changes	At 1 July 2024	At 31 December 2024
3,152 households	3002 households	631 households	364 households	417 households	0	Average 1,426 days  Estimated reduction in average wait times of 1 week by June 2028 as a result of dwellings delivered under the Social Housing Accelerator Program.	Average 1,395 days  Estimated reduction in average wait times of 1 week by June 2028 as a result of dwellings delivered under the Social Housing Accelerator Program.

<sup>4</sup> This refers to social housing that was demolished or divested in order to build a Social Housing Accelerator funded project.

<sup>5</sup> Parameter variation refers to applicants removed off social wait lists outside of allocations or policy changes. For example, being found ineligible or because no contact can be made.

Table 6: Changes to social housing wait list times over the life of the agreement (as of 31 December 2024)

Total number of people/households on social housing wait lists		Total number of people/households on social housing added or removed from social housing wait lists				Social housing wait list periods (days)	
At 30 June 2023	31 December 2024	New applicants added as of 31 December 2024	Applicants allocated into housing as of 31 December 2024	Removed as of 31 December 2024 due to parameter variations	Removed as of 31 December 2024 due to policy changes	At 30 June 2023	At 31 December 2024
3,174 households	3,002 households	1,664 households	835 households	1,001 households	0	Average 1,361 days  Estimated reduction in average wait times of 1 week by June 2028 as a result of dwellings delivered under the Social Housing Accelerator Program.	Average 1,395 days  Estimated reduction in average wait times of 1 week by June 2028 as a result of dwellings delivered under the Social Housing Accelerator Program.

## Section 3: Social and affordable housing policy commitments announced or introduced since the previous reporting period (Clause 3.b.i)

**Note:** the reporting requirements for planning, zoning and land release reforms will be done through the National Planning Reform Blueprint.

Table 7: Social and affordable housing policy commitments

Policy commitment	Date effective	Estimated effect on social and affordable housing supply	Additional comments
The ACT Government has announced a commitment to deliver 5,000 additional public, community and affordable rental dwellings in Canberra by the end of 2030.	October 2024.	<p>The commitment is expected to have a significant positive impact on the housing supply in the ACT including:</p> <ul style="list-style-type: none"> <li>Increased Housing Stock which will help address the current shortage of housing.</li> <li>Diverse Housing Options providing a range of housing options to meet different needs.</li> <li>Increasing the supply of housing can lead to broader economic and social benefits, such as reducing homelessness, improving living standards, and stimulating local economies through construction and related activities.</li> </ul>	Funding supporting this commitment to be considered by Cabinet in the current term of government.
The ACT Government has announced a commitment to increase public and community housing every year and grow the Housing ACT property portfolio to 13,200 homes by the end of 2030.	October 2024.	<p>The commitment is expected to have a substantial positive impact on the social housing supply in the ACT including:</p> <ul style="list-style-type: none"> <li>Significant Increase in Housing Stock representing a considerable expansion from the current number of public and community housing homes.</li> <li>Steady and consistent addition to the housing supply, which can help mitigate the effects of population growth and rising housing costs.</li> <li>Aims to improve social inclusion and support vulnerable populations, including low-income families, individuals experiencing homelessness, and those with special needs.</li> <li>The construction and maintenance of new housing will likely stimulate the local economy</li> </ul>	Funding supporting this commitment to be considered by Cabinet in the current term of government.



		<p>through job creation and increased demand for construction-related services.</p> <ul style="list-style-type: none"><li>• With more social housing residents will have better access to safe, secure, and suitable accommodation, which can lead to improved overall living standards.</li></ul>	
--	--	--	--

Minister for Housing and New Suburbs: \_\_\_\_\_

Name: Ms Yvette Berry MLA

Date:

27/02/25